

Speaking Circles

Class - 7

Preface

Speaking Circles

Speak English with Ease

First edition published in 2025

Revised edition - 2026

Get ready to unlock a world of opportunities with our comprehensive Spoken English workbook! Designed for students like you, Speaking Circles is your key to confident communication.

Effective communication is the key to success in academics, profession, and personal life. This workbook aims to empower students with the skills and confidence to express themselves clearly and fluently in English.

Through a range of engaging exercises, activities, and conversations, students will develop their ability to articulate thoughts, opinions, and ideas with clarity and precision.

Join the Speaking Circles community and discover the joy of communicating effectively.



ACKNOWLEDGEMENT

Content Developer

Smt. Kavitha Krishnakumar, Director Sthairya Academy, CELTA

Editorial

Dr. Arti and Team

Design and Technical Support

Smt. R Dharshini Ragamathy, B.Sc., M.A

Ms. N.Niranjani, B.Sc., MBA

Wrapper Design

Ms. Hamsavani Raman and Team



UNIT 1: Our lives

Talking about ambitions: Did you know you can have more than one ambition? You can have smaller goals that can lead to a larger ambition. Let us look at the ambitions other people have

<p>Kala</p> <p>Namaste, I'm Kala. I have many different ambitions. First, I have to complete my schooling and then I want to study music. I strive to be a good musician one day, creating music that heals and makes everybody melt.</p>	<p>Charulatha</p> <p>Good day, I am Charu. I dream of living in a big house with cars and all other luxurious facilities. To achieve that, I need to work hard and work smart. My ambition is to become really rich.</p>
<p>Akshay</p> <p>Namaste, I'm Ambitious Akshay. I have set a goal of becoming a CA. I believe to achieve that I need to start preparing from now, so I have decided to take up commerce in high school. I aspire to be in the Revenue service to serve the country.</p> <p>Mithun</p>	<p>Happy day, friends. I am Mithun and I am very confused about my ambitions. But one thing I do know is that I want to score well in my board exams for now.</p>

When you talk about your ambition(s), you use any of the following sentences starters

I have to... (indicating that it is important for you to do this)

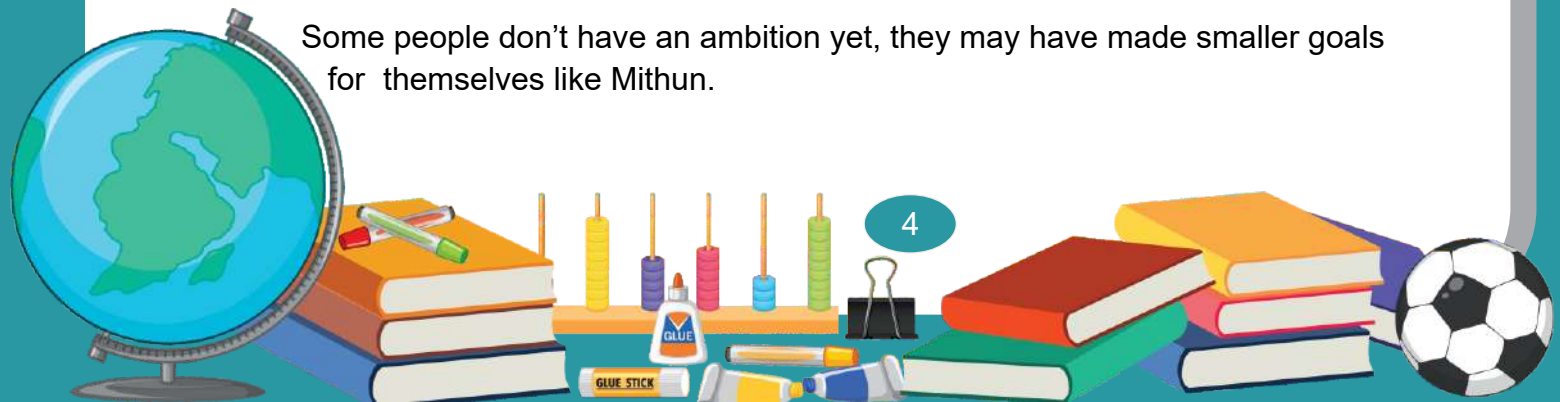
I want to...

I need to...

I strive to...

I have decided to...

Some people don't have an ambition yet, they may have made smaller goals for themselves like Mithun.



Activity 1.1: Share your ambition with the class. Remember your body language essentials.

Stand Straight.

Make eye contact with the audience.

Keep your tone formal and your voice audible.

Read/ listen to a conversation between two friends and guess what the conversation is about.



Leela: Hi Sriram, do you have a minute? I'm confused and I want to talk.

Sriram: Sure, Leela. What's confusing you?

Leela: I want to spend less time on my phone. A lot of things come on WhatsApp. I say, "I'll just check the messages," but then a notification comes and I get distracted.

Sriram: I understand. **You could** mute notifications if they distract you.

Leela: But the phone is my grandmother's. She likes notifications. How can I mute them without her permission?

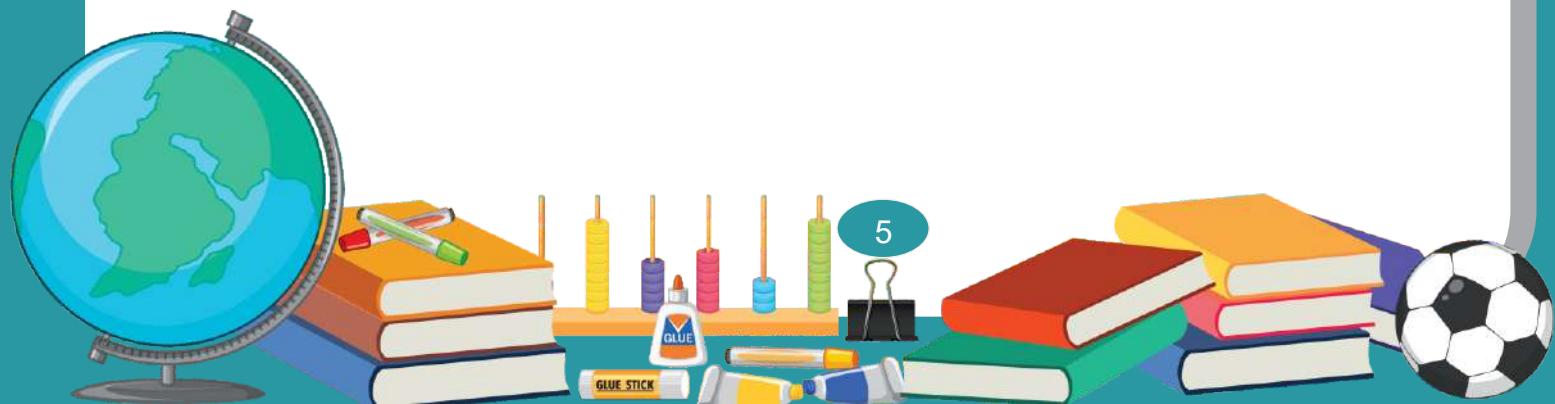
Sriram: **Why don't you ask your grandmother?** Tell her you will mute the notifications only while you are using the phone.

Leela: That's a good idea. Thank you. I have another problem. I open a game for a short break, but then I play for almost an hour. How do I stop?

Sriram: **How about setting an alarm** for the time of your break? When the alarm rings, stop the game and go back to work.

Leela: Okay, I will try that. Thanks — that helps.

Sriram: I'm glad. I also use my grandmother's phone — these ideas help me too.



The following phrases are used to give suggestions:

You could...

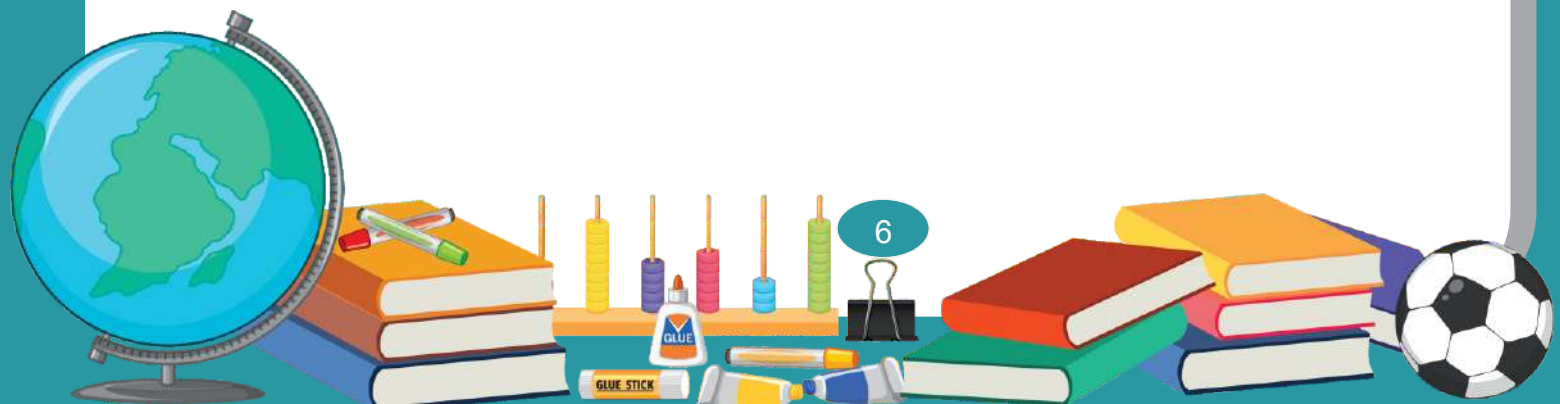
Why don't you...

How about...

Notice how polite the phrases are, two of them are in the form of questions. Can you think of two more phrases you could use to give suggestions?

Activity 1.2: Choose one of the scenarios below and come up with dialogues to give suggestions to a friend who is asking for help:

1. Avoiding fights with a sibling.
2. Making healthy food choices.
3. Organising his/her room.
4. Organising a surprise party for his/ her mother's birthday.
5. Scoring better marks in tests.



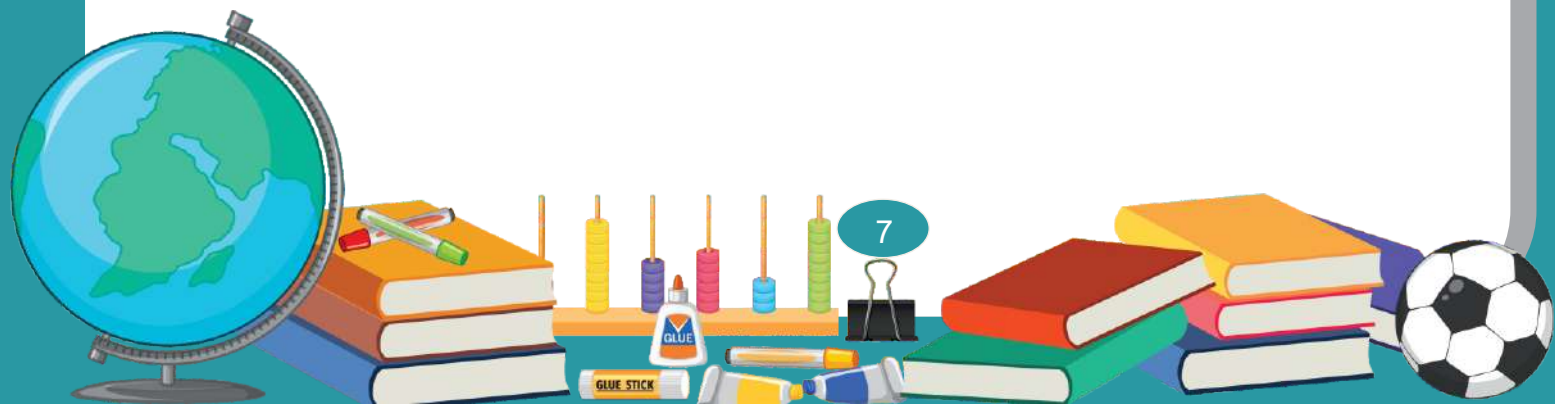
UNIT 2: Our Communities

Let's go on a scavenger hunt and find some information about the class. The game is called 'Find someone who'.

- Walk around the class and ask your classmates questions to find someone who fits into each of the statements given below.
- You can only find one person for each category. You cannot use the same person twice.
- Write the answers to the questions in the space below the question
- Ask questions beginning with Can you or Are you or Do you... (change the phrase in the box accordingly)

Eats vegetarian food. Favourite dish	Has a pet. What's its name?	Pack your lunch. How do they do?	Rides a cycle.
Enjoys maths	Attended a Kala kendram event last year	Sleeps before 9:00 PM	Sees movies in theatres.
Dances gracefully	Afraid of lizards	Bites his/her nails	Whistles a song

Activity 2.1: Look at the information you have collected. Share at least 5 things you found interesting with your group.



A fire drill is done to prepare students and teachers in a school to react quickly and efficiently to emergencies such as a fire accident. There are some Dos and Don'ts for a fire drill.

Activity 2.2: Imagine your team is in charge of giving safety instructions on the fire drill to the primary class. Prepare a set of Do's and Don'ts in the table below. Create a poster and present it in front of the class.

Dos	Don'ts

The phrases below can be used to share your opinion on a topic. Try using all of them in the classroom discussion.

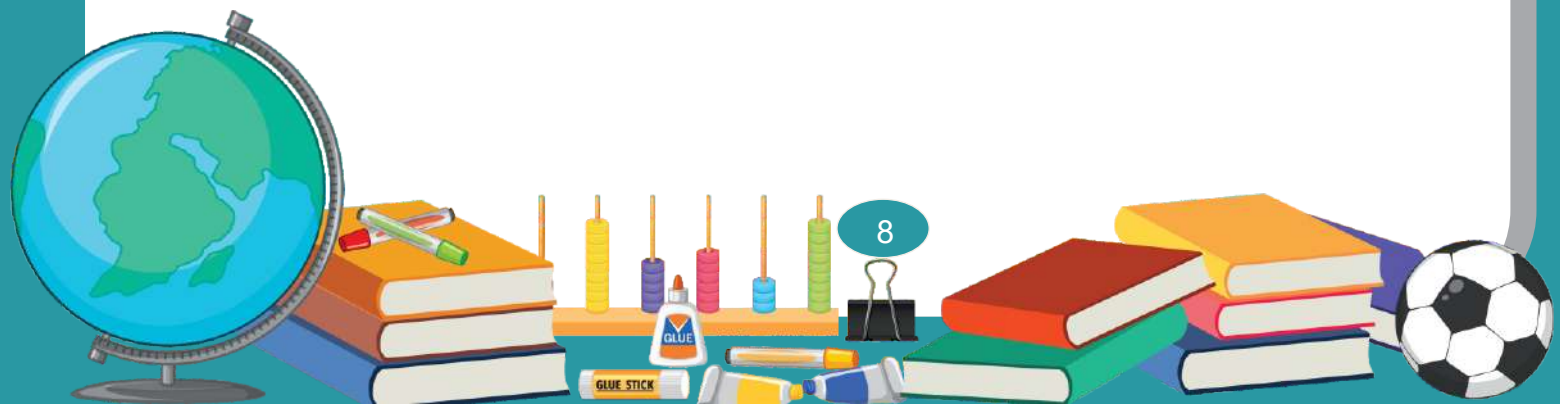
I think...

In my opinion...

I feel...

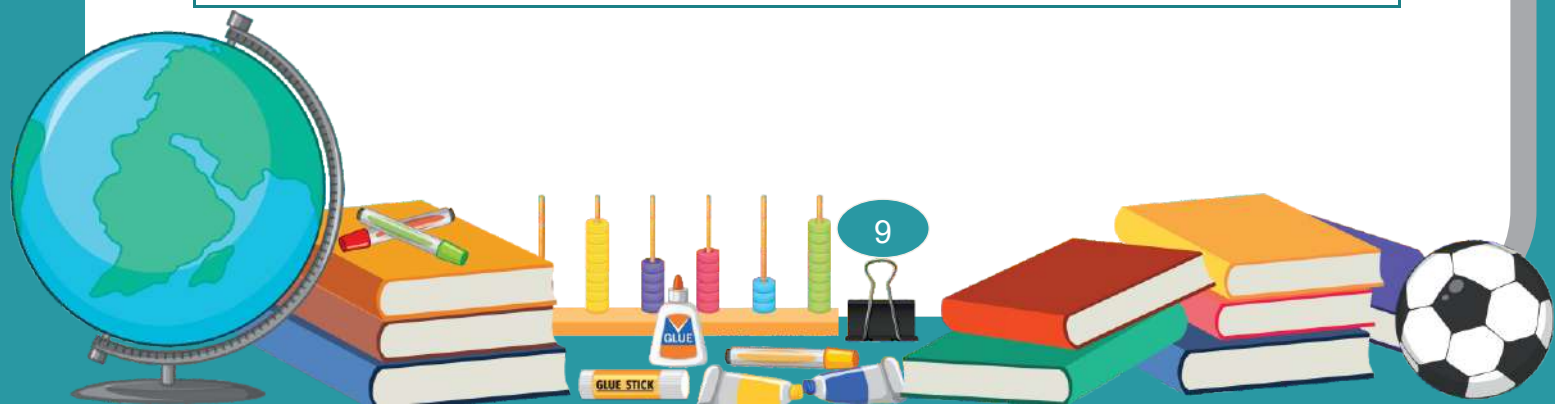

I believe...

I would say...



UNIT 3: Our World

Activity 3.1: Create a creature from Uranus and draw it in the box below. Imagine a conversation you will have with the creature.



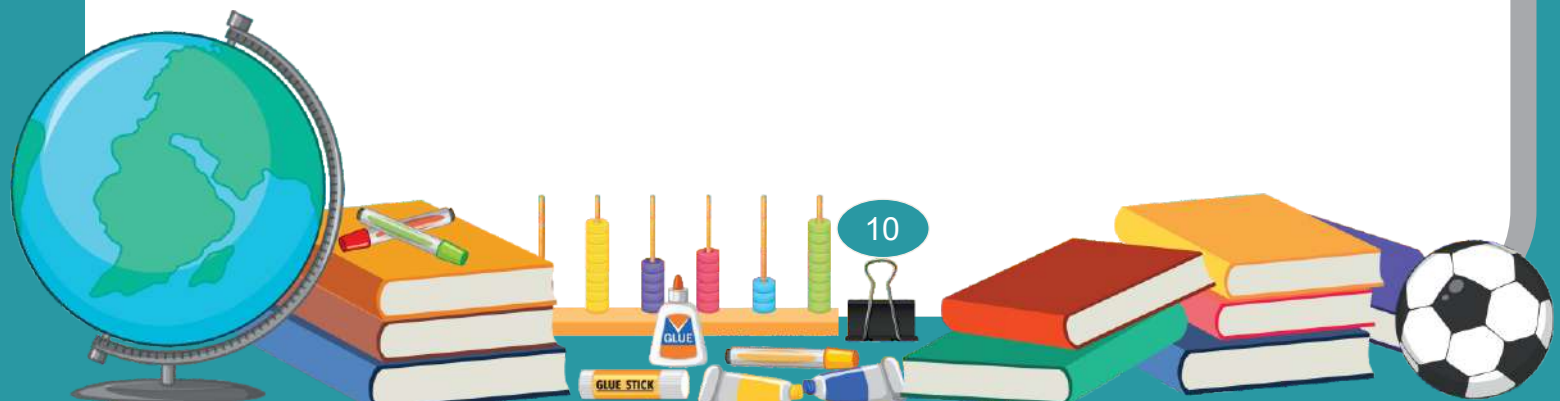
Did you know that animals have jobs and earn a salary? Given below are three different jobs that dogs do. The words in bold help you understand what each one of them does and what they are good at.

Activity 3.2: Read their job descriptions and discuss which dog has a better life as a professional?

Sniffer dogs	Medical detection dogs	The Seeing Eye dogs
<p>I serve the Police</p> <p>I assist them to find missing people, objects.</p> <p>I detect bombs.</p> <p>I identify criminals with my ability to smell.</p> <p>I make their investigation simple.</p>	<p>I serve patients.</p> <p>I alert people of an upcoming emergency.</p> <p>I identify changes in the human body of terminally ill patients with my ability to detect odour.</p>	<p>I serve visually challenged people.</p> <p>I navigate the way for people.</p> <p>I help them to avoid obstacles.</p> <p>I alert them to hazards like steps, changing elevation etc.</p> <p>I make their life easier with my ability to see.</p>

Strategy to prepare for a speech: Given below is a strategy you could use to prepare for a speech. Notice that there are questions and answers. Asking questions is a great way to prepare a speech

Title: My first train journey	
What am I going to talk about?	<i>I am going to talk about my first train journey.</i>
Who was with me? (events/places)	<i>I went on a holiday with my family.</i>



Where was I going? (events/places)	<i>I went to Madurai to visit the Meenakshi Temple</i>
When did it happen? (for events)	<i>This happened during the summer holidays</i>
What did I see, hear, experience?	<i>The train was crowded, our seats were near the toilet, so there was an unpleasant smell all the time. There were things I enjoyed too- vendors selling coffee and tea, samosa and cutlet came every 15 minutes, the smell of food was tempting too. The train picked up speed, when I looked out of the window, it seemed like the trees were moving behind.</i>

Activity 3.3: Use this strategy of preparing for a speech using questions. Create your short talk on one of the following topics:

My happiest birthday...

An adventure I had with my cousins/ friends...

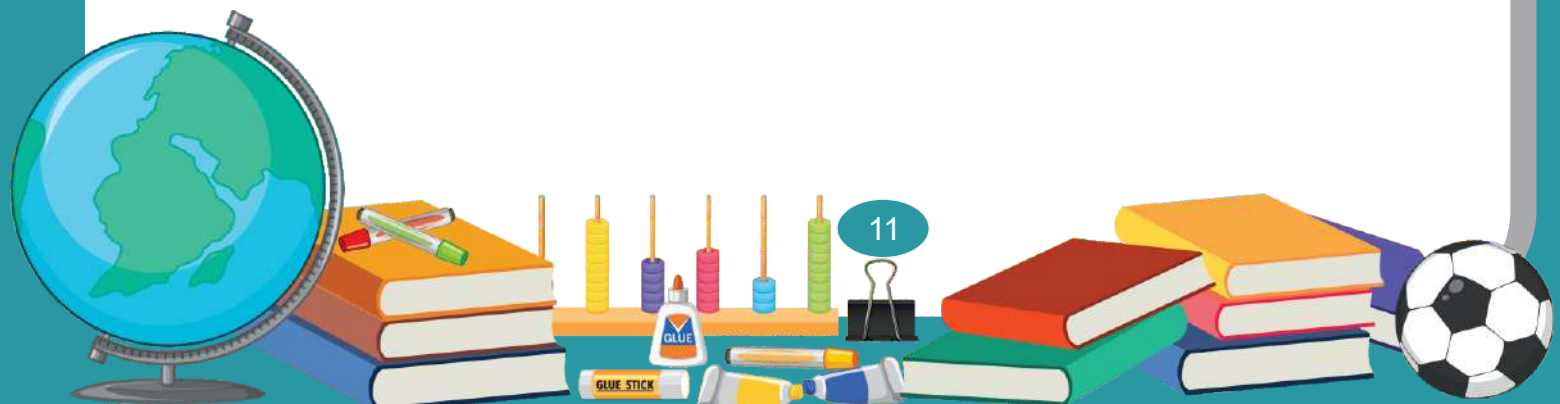
My most memorable day in school...

My experience of winning/ losing a game...

The most tiring day in my life...

How do you feel when someone appreciates you? Receiving appreciation makes you feel more confident. When you appreciate others, you are helping them become more confident.


Have you ever thought about appreciating nature for its contribution to our lives? Given below is a certificate of appreciation given to the creature; 'BEE' for its contribution to our lives.





Activity 3.4: Identify two plants or creatures you would like to talk about. Use the table below to put your thoughts down:

Name of the Creature	What do you think is its contribution?



UNIT 4: Building skills for future

Read/ Listen to a conversation in which a customer calls a service agency to report an issue with the washing machine. This is a formal conversation, pay attention to the phrases that make the conversation polite. As you read/ listen, look for requests, clarifications and verifications.



Service: Good morning, welcome to EFB, I am Ankitha, how may I help you?

Customer: I am Gunjan calling from Mumbai, I would like to report an issue with my washing machine.

Service: Sorry for the inconvenience mam. Could you please confirm your name and registered mobile number so that I can get your details?

Customer: Gunjan Gupta and my number is 6345098200.

Service: Could you please repeat the number mam?

Customer: It is 6-3-4-5-0-9-8-2-0-0

Service: I have your details here, you have an EFB Senator 6 Kg machine. It is out of warranty, right? What is the issue ma'am?

Customer: Yes. The machine makes a lot of noise and moves when it is in spin mode.

Service: Makes noise and moves. Does the water drain completely?

Customer: Yes

Service: I have raised a service call mam, we will have the technician attend to you in 24 hours. You will receive a complaint number on your registered mobile number. Is there anything else I can help you with?

Customer: Can the technician come between 2:00 and 4:00 p.m.?

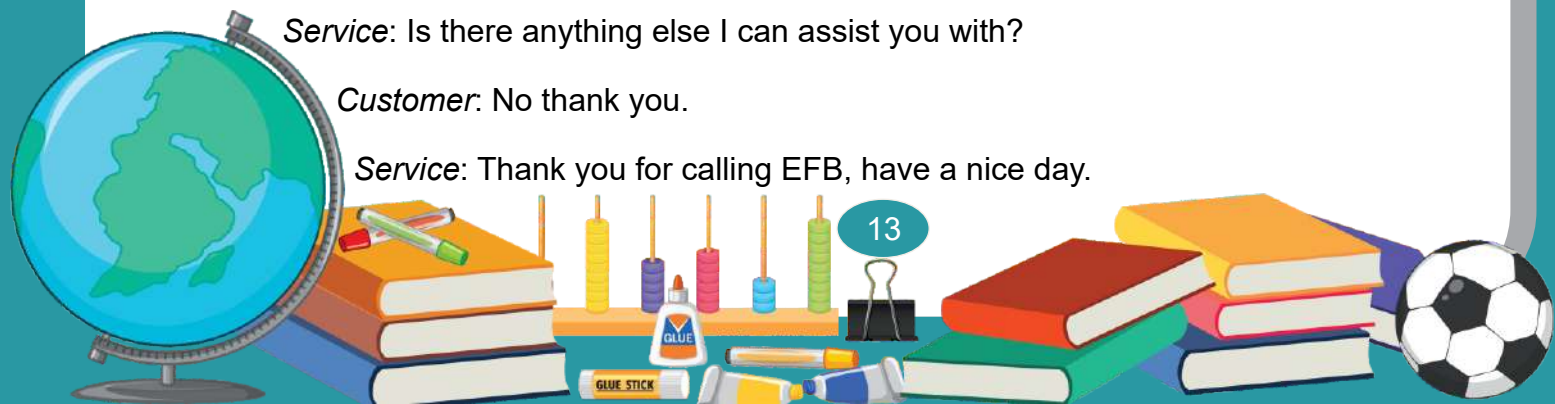
Service: I will mention this with the complaint mam. You can also discuss timings with the service engineer when they call you.

Customer: Thank you

Service: Is there anything else I can assist you with?

Customer: No thank you.

Service: Thank you for calling EFB, have a nice day.



Activity 4.1: Create a conversation with a partner to register a complaint on an appliance/ gadget or any service.

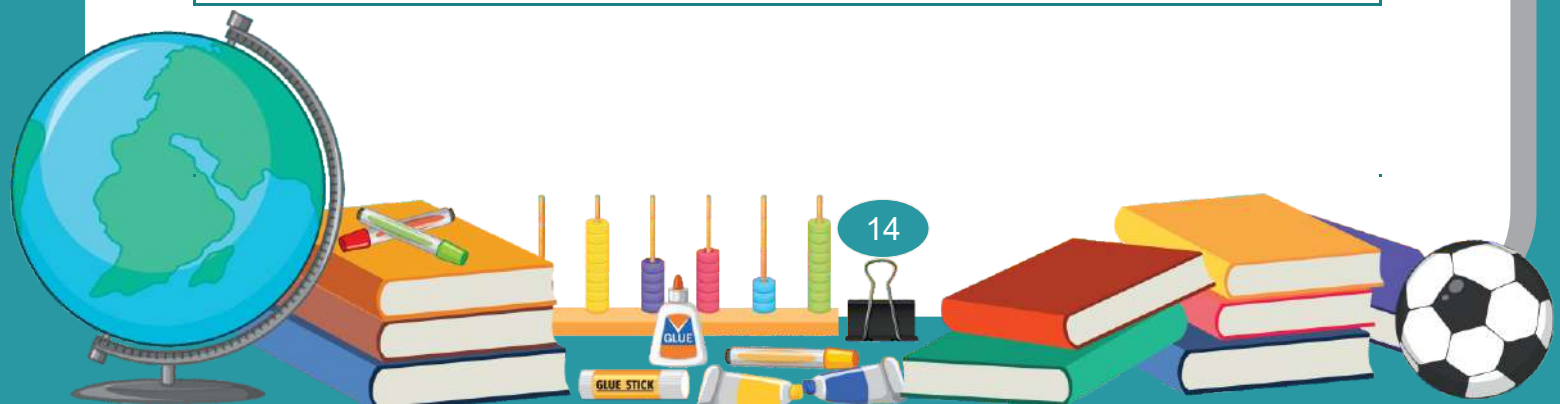
We have learnt how to present our ideas, how to agree and disagree. This practice helps us to prepare for debates.

A debate is a formal discussion where arguments are presented for or against a topic. The aim of the debate is to present arguments and convince the opposition that one argument is right. It is important to organise your ideas when you want to participate in a debate.

Remember when you argue in a debate you place the argument, you don't need to believe in it. To build your ability in arguing you need to think from all points of views.

Activity 4.2: In the table below, think of 3 points for the topic and against the topic. Then build your argument.

Topic: Mathematics is a difficult subject	
For the topic	Against the topic
My arguments	



UNIT 5: Our vision for future

Activity 5.1: In a day, we make more than 30,000 decisions on various things, we apply our mind and choose the best. Now, look at the options and questions given below. Discuss with a partner.

Option 1	Option 2	Question	Reason
Spend an entire day playing with friends	Participate in a school event and win a prize	Which one will make you happy in the long run?	
Have one close friend	Have many friends	Which is more important to you?	
Have no homework the entire year	Have no exams the entire year	Which one would reduce your stress?	
Celebrate your birthday with family	Celebrate your birthday with friends	Which one is more exciting	
Live without video games	Live without eating junk food	Which one is easier?	

Activity 5.2: We have learnt how to give step-by-step instructions by using transitional words such as First, next, then, after that etc. Help a friend by giving instructions on how to:

1. Borrow a book from the library
2. Look for words in the dictionary
3. Dispose a chewing gum safely
4. Play dumb charades
5. Wrap a gift



Planning an event: Rohan is planning a birthday party for his sister, Navya, who is turning 10. He wants to have a theme party and invite some close friends for her birthday. He has a budget of Rs. 7000 for the party.

Activity 5.3: Work in groups, create a checklist for the birthday party and come up with a plan to make Navya's birthday special. Share your plan with the class.

As you share suggestions, use one of the following phrases:

I suppose we could...

Why don't we...

How about....

Can we think about...

What do you think about...

We could try...

Reflections: Think about different things you have learnt during the Speaking Circles classes and fill in the table below:

Things I do well...	What do I need to improve?
How do I work with groups?	How do I work alone?

