

Speaking Circles

Class - 6

Preface

Speaking Circles

Speak English with Ease

First edition published in 2025

Revised edition - 2026

Get ready to unlock a world of opportunities with our comprehensive Spoken English workbook! Designed for students like you, Speaking Circles is your key to confident communication.

Effective communication is the key to success in academics, profession, and personal life. This workbook aims to empower students with the skills and confidence to express themselves clearly and fluently in English.

Through a range of engaging exercises, activities, and conversations, students will develop their ability to articulate thoughts, opinions, and ideas with clarity and precision.

Join the Speaking Circles community and discover the joy of communicating effectively.



ACKNOWLEDGEMENT

Content Developer

Smt. Kavitha Krishnakumar, Director Sthairya Academy, CELTA

Editorial

Dr. Arti and Team

Design and Technical Support

Smt. R Dharshini Ragamathy, B.Sc., M.A

Ms. N.Niranjani, B.Sc., MBA

Wrapper Design

Ms. Hamsavani Raman and Team



UNIT 1: Our lives

Vinay talks about what he wants to become. Look at his body language, reflect on these questions:

- Is he standing, facing the class?
- Is he standing in attention?
- Is he using his hands to express himself?



Tips for good body language:

- Stand straight with your feet apart
- Make eye contact with the audience
- Use purposeful hand gestures

Now, let's look at how we can break down the speech:

Start with the statement: **My dream is...**

Make it specific: My dream is **to become a firefighter.**

Give a reason: My dream is to become a firefighter **because I think it is an exciting job.**

Add more: I want to **save people's lives.**



Activity 1.1: Make your own speech and deliver in front of the class using the body language tips:

Statement	My dream is...
Make it specific & add a reason	

Activity 1.2: Let's go on a scavenger hunt to find out some information about the class. Before that, let us practice asking questions using 'Do you...?'

Look at the table below for statements you can change into questions, write down questions you will ask your classmates starting with 'Do you...?'

- 1.
- 2.
- 3.
- 4.
- 5.

Questions/ Name of student				
Has a younger brother				



Has a pet at home				
Attends an after school programme				
Comes to school in a van				
Knows to ride a bicycle				

After collecting information, share what you found with the class.



UNIT 2: Our Communities

Read the following statements and decide if you agree or disagree, think of a reason and share that with a partner.

1. Schools should work on Sundays also.
2. Students can bring phones to school.
3. Pets are better than siblings.
4. Pizza with more than 5 vegetable toppings is healthy.
5. There is nothing called Magic, it is just tricks done very fast.

You could use one of the following statement to agree or disagree:

Sentence starters to agree	Sentence starters to disagree
Yes, I think... I agree with the statement... Yes definitely...	No. I don't think... I disagree with the statement... No, definitely not...

Listen to the audio / Read the following and guess what the instructions are for.



First take a rectangular piece of paper (length 10cm and width 5cm)

Next fold the rectangle bringing the short sides together,

Then open it and cut the rectangle lengthwise until the mark of the folding, you will get two wings.

After that, fold one wing to the left and another to the right. Measure 3 cm from the folding and draw a line with a pencil.

Then, make a small slit on the line

Lastly fold the slits inwards to form the body.

Now throw it down to see if your _____ can fly down.



First, Next, Then, After that, Lastly

Above words in bold are called **transitional words** that help us when we want to explain how something is done. You can use them to give step-by-step instructions for making art items, to draw, to cook and even to assemble a furniture

Activity 2.1: Create a step-by-step instruction in groups for one of the following using transitional words - First, then, next, after that, lastly.

1. Instructions to make a fireless recipe
2. Instructions to make a paper boat
3. Instructions to draw an animal
4. Instructions to make paper four-cups
5. Instructions to click a picture on a phone

Activity 2.2: Create a Superhero, talk about the powers the hero will have and what will she/ he do with the powers.

Name of the Superhero:

Powers:

Is going to:

Draw your Superhero here:



UNIT 3: Our World

Think of common instructions you will find in public places.

Activity 3.1: Imagine you are visiting a zoo. Think about instructions and rules you would find there for people visiting the zoo. Create at least 5 rules using 'should' and 5 rules using 'shouldn't' for the zoo visitors.

Example: You **should** stay behind the fence.

Activity 3.2: The table below has a theme word and a set of words that align with the theme. Choose one of the set of words and create a speech for 1 min.

Cleanliness Hygiene Dustbin Clean Wash Healthy	Adventure Exciting Brave Risk Explore Experience	City Buildings Road People Transport Busy
Travel Journey Luggage Selfie Visit Place	Healthy Eating Balanced Fruits Vegetables Consume Diet	Pollution Speakers Loud Horns Attract attention Danger



Activity 3.3: Observe the picture carefully. Discuss in groups what would have happened just before this picture was taken. Use the questions below the picture for your discussion.




Is this an emergency situation?

What do you think happened to the boy?

What are the people doing?



Observe the picture carefully. Discuss in groups what would have happened just before this picture was taken. Use the questions below the picture for your discussion.



Is this an emergency situation?

What do you think happened?

What are the people doing?



UNIT 4: Building Skills for the future

Telephone conversation and taking a message: When we take messages over a telephone call, it is important to listen carefully and collect important details such as the name and number of the caller and any message the person conveys.

Let's listen to two conversations:



Conversation 1: Nikitha calls Magesh's office

Caller: Hello, can I speak to Mr. Magesh?

Listener: Good morning Mam, May I know who is on the line?

Caller: I am Nikitha, I would like to speak to Mr. Magesh.

Listener: Mr. Magesh is not available right now. Can I take a message?

Caller: Yes. Please tell Mr. Magesh, Nikitha from Design Printers called and wanted to talk about the school poster. He can reach us at 24235670.

Listener: Could you please say where you are calling from again?

Caller: Nikhitha from Design Printers.

Listener: Thank you. And the number is 44335670.

Caller: No, it is 24235670.

Listener: Ok, got it. Will pass on the message mam, thank you.

Conversation- 2: Vani's friend Kinnera calls her house

Caller: Hello, is Vani there?

Listener: She is not here.

Caller: Oh ok. Can you ask her to call me back?

Listener: May I know your name?

Caller: Kinnera.

Listener: Can you say that again please?



Caller: K-I-N-N-E-R-A Kinnera.

Listener: Ok I will let Vani know you had called. Does she have your number?

Caller: Yes she has.

Listener: Ok, thank you.

Activity 4.1: Use Choose one scenario from below and create a role play with dialogues

- Caller leaves a message with the details of a get-together
- Caller leaves a message about a weekend trip
- Caller leaves a message regarding the delivery status of a product ordered
- Caller leaves a message with a list of things they want
- Caller leaves a message regarding the change of plans

Start your sentence using one of the following sentence starters:

Sentence starters to agree	Sentence starters to disagree
I agree..	I don't think this is correct...
Absolutely true...	I have a different point of view...
I feel this is correct...	I disagree with the statement...
Exactly what I wanted to say...	Of course not...



Activity 4.2: Read the following statements and choose if you want to agree or disagree. Make 3 points for your argument.

1. Children who behave badly at home should be given more homework.
2. People who wear glasses are intelligent.
3. Everyone has to fail to learn and get success.
4. Watching reels is a waste of time.
5. Reading books must be made compulsory for students.
6. Some places are really haunted and have ghosts living.

Read the story: Reward for the Fort Guard

King Chandrakant ruled the kingdom of Pataliputra. He was a brave and kind king. He took good care of his people, he had no enemies and was living in peaceful bliss in his kingdom.

One day, one of the Fort guards, Mansingh came to him and informed him, "Raja! you must alert our soldiers, there might be an enemy attack on our country within a few days". King Chandrakant asked the guard to explain how he was sure of such an attack. The guard did not say anything in reply but assured Raja that there was a threat.

A few days later, the neighbouring kingdom prepared an attack on Chandrakant's Kingdom, but had to beat a hasty retreat as the soldiers in the kingdom of Pataliputra were alert and ready to retaliate. The opponents were defeated and peace was restored.

Chandrakant remembered Mansingh's advice. After the war, when he returned to the palace, he thought he would reward the guard. The next day, he called for Mansingh. King Chandrakant announced 1000 gold coins as reward for the guard and invited him to a feast. At the grand lunch, the king asked Mansingh how he was able to predict what was going to come in the form of a planned attack on the kingdom.

Mansingh sincerely replied "Raja, I am gifted with a unique ability to foresee future in my dreams. The day before I met you, I had a dream that the enemy was planning to attack us". The King was very intrigued by the response and gave him the 1000 gold coins. He invited Mansingh to a public gathering the next day.



What do you think the public gathering was for?

At the gathering, King Chandrakant announced that Mansingh was dismissed from service as a guard. All the people who heard the announcement were shocked at the King's decision, but no one had the courage to ask for an explanation. While the whole crowd was confused, the guard walked up to the King, thanked him for the reward and said, "your decision to dismiss me is right, I must be punished."

Betal asked Vikramaditya to explain- Why did the King dismiss the guard?

Why did the guard simply accept and not fight for his job?

Activity 4.3: Discuss with your group. Think like Vikramaditya and answer Betal's questions.



UNIT 5: Our vision for future

This is a travel itinerary of Alok Gupta and family. What kind of a place are they going to for their vacation?

Day 1: Arrival at the Beach resort
 7:00 a.m.: Arrive and check in to a beachside cottage.
 8:00- 10:00 a.m.: Light breakfast with a sea view.
 10:00 a.m. Depart to a cliff trek. A 3-hour trek to the Cliff view point (explore mountain sites by foot—carry water and sun protection)
 1:00 p.m.: Stop for lunch at a Clifftop café
 4:00 p.m.- Return to beach resort
 7:00 p.m.- Campfire dinner or barbecue by the sea (dress code - semi formals)



Day 2: Water Adventures
 8:00 a.m. Water sports at the beach- Banana boat ride, Kayaking, Stand-up paddleboarding, Jet skiing or snorkeling (if available)

 1:00 p.m. Lunch
 3:00 p.m.- Chill at the beach under a parasol/ Optional: beach volleyball or frisbee with your group.
 5:00 p.m.: Explore local markets, souvenir shops, enjoy seafood or regional cuisine at a beach restaurant.




Day 3: Nature walk and departure
 8:00 a.m. Nature walk into the forest side
 11:00 a.m.- Brunch at the resort./ Quick swim or photo session before check-out
 2:00 p.m.: Depart to Station/ Airport

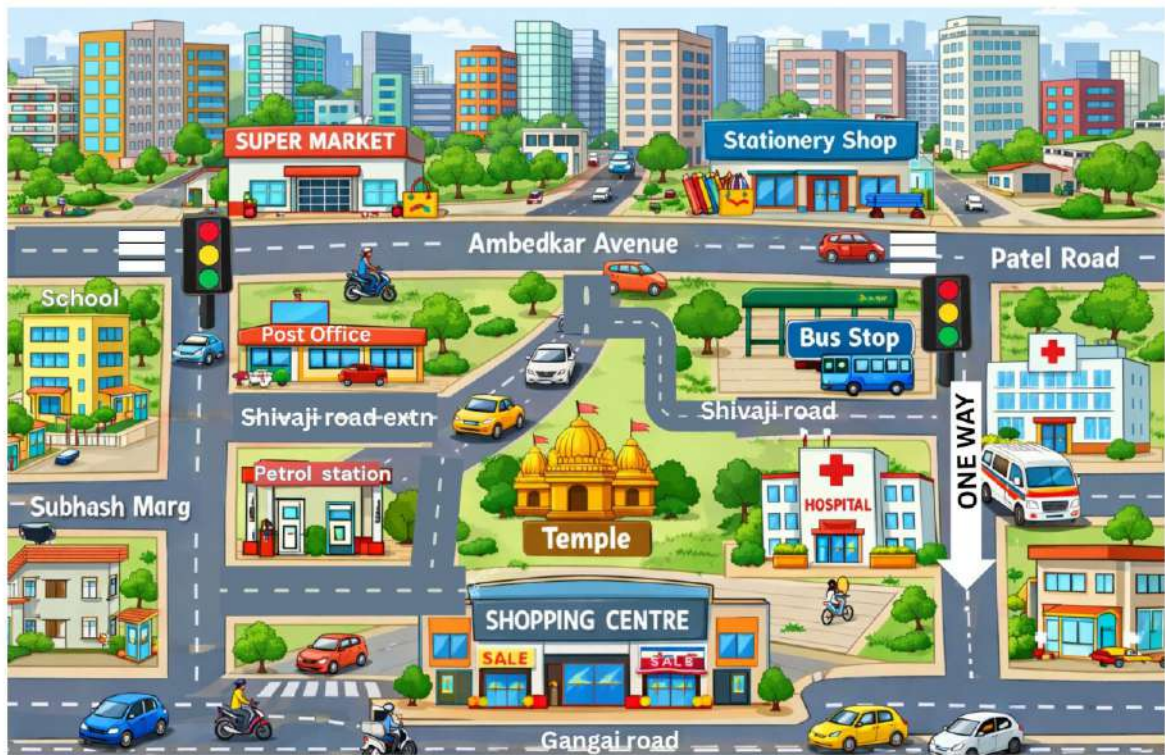



Activity 5.1: Let's help Alok's family with planning what to carry with them for the vacation. Look at the itinerary carefully and suggest clothes they could wear, accessories and other essentials they need to carry along each day:


Day	What to wear?	Essentials to carry	Accessories



Activity 5.2: Look at the map, work with a partner to find routes for the questions below:



1. Which is the shortest route from the Post Office to the Bus stop?
2. Which is the shortest route from the temple to the Stationery shop?
3. How to get to the Petrol station from the Super market?
4. How to get to the Hospital from the school?
5. How to get to the temple from the cinema Patel Road?



Activity 5.3: In a day, we make more than 30,000 decisions on various things, we apply our mind and choose what is best. Now, look at the options given below, choose what you would do and give a reason for that.

Choice 1	Choice 2	What will you do
Best friend's birthday party at 6:00 p.m on Thursday	Maths Tuition on Thursday at 6:00 p.m.	Birthday or tuition?
Watch a favourite TV show	Go down to play with friends	TV or friends?
Go to a beach resort for holiday	Cool mountain spot for holiday	Beach or mountain?
Complete homework	Visit cousins	Homework or cousins?
Dog for a pet	Cat for a pet	Dog or Cat?



Reflections Think about different things you have learnt during the speaking circles classes and fill in the table below:

Things I do well...	What do I need to improve?
How do I work with groups?	How do I work alone?

