

Speaking Circles

Class - 2

Preface

Speaking Circles

Speak English with Ease

First edition published in 2025


Revised edition - 2026

Get ready to unlock a world of opportunities with our comprehensive Spoken English workbook! Designed for students like you, Speaking Circles is your key to confident communication.

Effective communication is the key to success in academics, profession, and personal life. This workbook aims to empower students with the skills and confidence to express themselves clearly and fluently in English.

Through a range of engaging exercises, activities, and conversations, students will develop their ability to articulate thoughts, opinions, and ideas with clarity and precision.

Join the Speaking Circles community and discover the joy of communicating effectively.



ACKNOWLEDGEMENT

Content Developer

Smt. Kavitha Krishnakumar, Director Sthairya Academy, CELTA

Editorial

Dr. Arti and Team

Design and Technical Support

Smt. R Dharshini Ragamathy, B.Sc., M.A

Ms. N.Niranjani, B.Sc., MBA

Wrapper Design

Ms. Hamsavani Raman and Team

Picture Credits

Art Work by Ms. Advik Deepak, Student - DAV Matric Gill Nagar (Contestant, Rangotsav 2025-2026)



UNIT 1: Myself

Let's read the words aloud

Play	Eat	Drink	Laugh	Ride
Throw	Read	Speak	Walk	Shout

Practice 1: Practise reading aloud

S1: What do you like to play?

S2: I like to play Chess.

S1: That's nice.

S2: What do you like to play?

S1: I like to play football.

S2: That's interesting.



Practice 2: Practise reading aloud


S1: Do you like dosa?

S2: Oh yes! I like crisp dosa. What about you?

S1: Yes, I like crisp dosa too.



Activity 1.1: Look at the picture carefully and talk about what you see.



Action Song



Let's sing and dance together


If you're happy and you know it clap your hands

If you're happy and you know it clap your hands

If you're happy and you know it and you really want to show it

If you're happy and you know it clap your hands

If you're happy and you know it stomp your feet



If you're happy and you know it stomp your feet

If you're happy and you know it and you really want to show it


If you're happy and you know it stomp your feet

Speaking challenge: -Fill in the blanks with your name, age, games you like to play, food you like to eat and introduce yourself to a partner:







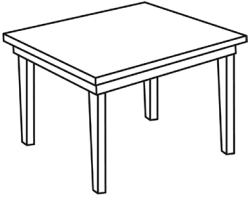



My name is _____ . I am _____ years old.

I like to play _____. I like to eat _____.

I can _____.



Activity 2.1: Match the word and picture in column A with its pair word in column B

A	B
<p>Lock</p> 	<p>Ball</p> 
<p>Bat</p> 	<p>Fork</p> 
<p>Shoes</p> 	<p>Key</p> 
<p>Table</p> 	<p>Socks</p> 
<p>Spoon</p> 	<p>Chair</p> 

Choose a pair of words, use them in a sentence and share with your partner. Look at the example below, read it and then create your own sentence:

I have three pairs of **shoes** and five pairs of **socks**



UNIT 3: My Family

Grid 3: Practise reading aloud




Big	Beat	Bet	Bat
Did	Deal	Down	Dusk
Hit	Heat	Help	Hot
Pig	Peep	Pet	Pat
Tip	Teeth	Tell	Tap

Tongue Twister Challenge: Read the tongue twister given below and say it three times as fast as you can.

Big brother Balu bought blue books.

Let's listen to Ragini talk about her family.



UNIT 4: My school

Grid 4: Tricky sound pronunciation practise



Ph (f)	Phone	Phase	Photo	Phonics
W (round your lips)	Went	West	Wet	Wind
V (bite your lips)	Victory	Vent	Visit	Vest
Th	Think	Though	That	This

Practice 5: Practise reading aloud



S1: What is this?

S2: This is a board.

S2: What is that?

S1: That is a cupboard.

S1: What are these?

S2: These are books.

S2: What are those?

S1: Those are chairs.



Activity 4.1: Look at the picture carefully:



Use the words in the box to describe the picture:

On	In between	Under
Next to	Behind	In

Action Song

Let's sing and dance together



My school is fun
We count we read
Words that are small and far too big
School is fun yes my school is fun
I go there every day.
We write we draw
All shapes big and small
We play we share
And make many friends
School is fun yes my school is fun
I go there every day.



UNIT 5: World around me

Tongue Twister Challenge: Read the tongue twister given below and say it three times as fast as you can.

Red Lorry Blue Lorry

Rakesh talks on the topic 'On my way to school...'



Hi, I'm Rakesh. I go to school with my mother on the bike. I carry the school bag and keep the lunch bag on my mother's bike. On my way to school, I see vehicles and shops. I hear the sounds of horns and autos.

Now, think about **how** you go to school, what you **see** on your way and what sounds you **hear**.

Activity 5.1: Fill in the blanks to complete your speech on the topic- 'On my way to school...'

I go to school _____.

I carry _____.

On my way, I see _____.

I hear the sounds of _____.

Jay is at the supermarket, he wants to find some items, he asks the shop-helper to help him. Let's see how he asks for help.

Practice 6: Practise reading aloud

Jay: Can you help me find shampoos?

Shop-helper: Yes, of course. Shampoos are at the end of the second aisle.

Jay: Thank you. Could you come with me, please?

Shop-helper: Certainly.

Jay: I would like to buy this, where can I pay?

Shop-helper: You can pay at the counter near the entrance.

Jay: Thank you.

Shop-helper: You're welcome. Have a nice day!




Activity 5.3: Imagine you are planning an outing to a place. You have two places in mind- beach and park. Think about three things you will carry with you when you go there. Write them in the box below.





Beach	Park

Discuss your list with a partner.






Activity 5.4: Look at the picture carefully. Make three questions that you can ask. Share it with a partner.



Weather forecast: The table below helps us understand different weather names.

 Sunny	 Sunny and Cloudy
 Cloudy	 Rainy

Activity 5.6: The table below has weather pictures of different cities in India. Write down what the weather is like in each city.

City	Weather picture	Weather name
Chennai		
Bengaluru		
Mumbai		
Delhi		
Kolkata		

Practice 7: Kala and Arjun are talking about the weather in different cities. Let's practise reading aloud:

Kala: How is the weather in Chennai?

Arjun: It is sunny and hot.

Kala: How is the weather in Mumbai?

Arjun: It is rainy and cool.

Kala: How is the weather in Cochin?

Arjun: Uh! I don't know.

Speaking Challenge: Look at the pictures in the table below, which one would you choose and why? Share your choice with a partner.

Which animal would you choose as a pet and why?



I would choose _____
because _____

What food item would you choose as a snack and why?



I would choose _____
because _____



