

Speaking Circles

Class - 1

Preface

Speaking Circles

Speak English with Ease

First edition published in 2025


Revised edition - 2026

Get ready to unlock a world of opportunities with our comprehensive Spoken English workbook! Designed for students like you, Speaking Circles is your key to confident communication.

Effective communication is the key to success in academics, profession, and personal life. This workbook aims to empower students with the skills and confidence to express themselves clearly and fluently in English.

Through a range of engaging exercises, activities, and conversations, students will develop their ability to articulate thoughts, opinions, and ideas with clarity and precision.

Join the Speaking Circles community and discover the joy of communicating effectively.



ACKNOWLEDGEMENT

Content Developers

Smt. Kavitha Krishnakumar, Director Sthairya Academy, CELTA

Editorial

Dr. Arti and Team

Design and Technical Support

Smt. R Dharshini Ragamathy, B.Sc., M.A

Ms. N.Niranjani, B.Sc., MBA

Wrapper Design

Ms. Hamsavani Raman and Team

Picture Credits

Art Work by Smt. N Bavithra, Parent - DAV Matric Gill Nagar (Contestant, Rangotsav 2025-2026)



UNIT 1: Myself

Let's read the names of colours aloud

Red	Green	Yellow	Blue	Black
White	Pink	Purple	Brown	Orange

Let's read the Action words below

Run	Draw	Sing	Dance	Jump
Write	Sit	Stand	Lift	Sleep

Practice 1: Practise reading aloud



Ammini: Hi, I am Ammini in 1st standard. I love colours, what about you?

Neena : Hi, I am Neena. Nice to meet you. I like yellow and pink.

Ammini: I like those colours too. Can you jump?

Neena: Yes, I can. Can you?

Ammini: No, I can't.



Action Song



Let's sing and dance together

Brushing my teeth


Washing my face

Eating my meals

Wearing my clothes

Getting ready for school

I can do these by myself, haaa...



UNIT 2- My Friends

Grid 2: Let's read the words with blends.



Blue	Black	Blood	Blast	Blind
Flag	Flock	Fly	Flask	Flop
Stop	Stir	Stool	Stage	Stale
Bread	Break	Brown	Brow	Brew
Frog	Frock	Frill	Fruit	Friend

Activity 2.1: Look at the pictures carefully. Put a tick mark in the box where you find people being friendly. Put a cross mark in the box where you find people fighting.















Practice 2: Let's practise reading the conversation aloud




S1: Hi, my name is Anika. What's your name?

S2: My name is Ananth. Nice to meet you

S1: Nice to meet you too. Can we colour this together?

S2: Yes, we can. Come let's colour this picture.

Activity 2.2: Colour the hot air balloon with a partner



Activity 2.3: Look at the picture carefully and count the number of friends Madhu has.



How many friends does Madhu have?

Madhu has _____ human friends and
_____ nature friends. The nature friends are _____,
_____, _____.



Action Song



Let's sing and dance together



All my friends can walk with me
Walk Walk with me
All my friends can jump with me
Jump Jump with me
All my friends can laugh with me
Laugh laugh with me
All my friends can dance with me
Dance dance with me



UNIT 3: My Family

Grid 3: Let's read names of family members and relatives



1	Father	Sister	Mother	Uncle	Aunt
2	Brother	Uncle	Sister	Grandfather	Cousin
3	Aunt	Mother	Cousin	Sister	Grandmother
4	Cousin	Grandfather	Uncle	Brother	Mother
5	Parents	Brother	Grandmother	Cousin	Father

Activity 3.1: Look at the picture carefully and identify what the family members are helping the children with.



Action Song



Let's sing and dance together

Some families are large (open your arms wide)


Some families are small (bring your arms closer)

I love my family best of all! (hug yourself)

Some families have many (count 10 with your fingers)

Some families have a few (count 4 with your fingers)

I love my family, it's a happy crew. (hug yourself)



UNIT 4: My School

Grid 4: Let's read the words aloud

Classroom	Staff room	Havan
Board	Table	Chair
School bell	Time table	Playground
Teacher	Classmates	Cupboard

Let's practise saying the following words aloud:

Singular	Plural
Pencil	Pencils
Eraser	Erasers
Pen	Pens
Bench	Benches
Desk	Desks
Table	Tables
Chair	Chairs
Book	Books

Practice 4: Let's talk about things in the classroom



S1: Is this a book?

S2: Yes, this is a book.



S1: Are these pencils?

S2: Yes, these are pencils.


Activity 4.1: Look at the picture carefully and answer the questions below.



What is the name of this place?

What do you find on the shelves?

What are the children doing?



Action Song



Let's sing and dance together

This is the way we go to school

go to school, go to school

This is the way we go to school

Early in the morning

This is the way we say Namaste

say Namaste, say Namaste

This is the way we say Namaste

To everyone as we greet them

This is the way we carry our bags

carry our bags, carry our bags

This is the way we carry our bags


As we walk to the classroom



UNIT 5: World Around me

Look at the picture and read the words in them


At the Park:



Road and rail transport:

Bus	Car	Train	Cycle
Auto Rickshaw	Van	Bike	Metro rail

Activity 5.1: Look at the picture and spot activities.



I Spy...

1.

2.

3.

Let's read the words in the table and guess which season these words denote:

Thirsty	Hat	Hot	Tender coconut
Cotton	Watermelon	Sweat	Mango

Activity 5.2: Use the words to fill in the blanks below:

In the Summer season, it is very _____. We feel _____. We _____ a lot. We drink _____ to keep us cool. _____ and _____ grow in this season. People wear _____ clothes and use a _____ to cover their head.

Let's read the words in the table and guess which season these words denote:

Umbrella	Monsoon	Puddles
Cool	Rains	Wet

Activity 5.3: Use the words to fill in the blanks below:

The rainy season is _____ and _____. It _____ a lot during this time. It is also called _____ season. People carry _____ and raincoats when they go out. The roads have _____ of water.

Magic words that help you speak politely are 'please', 'thank you', 'welcome' and 'sorry'. Remember, these words show good manners and show respect in conversation.

Practice 5: Practise reading aloud the following conversations with a Chef and a teacher



To a Chef:

Student: I'm hungry. Can you make a dosa for me?

Chef: Yes of course. I can make a dosa for you.

Student: Thank you.

Chef: You're welcome.

A REFRESHING FLANEER



