


# English Book Volume - 2

## Senior Nursery



This book belongs to

Name : .....

Class : ..... Sec : .....

## Senior Nursery – English Book Volume 2

You are free to copy and redistribute the material in any format or medium. You must give appropriate credit and you may not use the material for commercial purposes without the permission of the author. If you remix, transform, or build upon the material, you may not distribute the modified material.

You can write to 'Vedritam Group' (Formerly D.A.V Group, Chennai) 212–213, Avvai Shanmugam Salai, Gopalapuram, Chennai–600086 or email to [publications@davchennai.org](mailto:publications@davchennai.org) to seek permission to print all or only certain chapters of the book.

The publisher of this book is solely responsible and liable for its content including but not limited to the views, representations, descriptions, statements, information, opinions and references.

# Preface

Early childhood education is not merely about learning letters and numbers—it is about nurturing curious minds, kind hearts, and confident learners. The LKG and UKG Series have been thoughtfully designed to provide young children with a joyful, meaningful, and value-based learning experience rooted in Indian culture and global learning practices.

This English series for example, follows a holistic, phonics-based, and child-centric approach that strengthens the four essential language skills—Listening, Speaking, Reading, and Writing. Through engaging stories, interactive activities, sound families, blends, and simple grammar exercises, children are guided step by step to build strong foundational English skills in a natural and enjoyable way. Recognising that children learn best when learning is connected to life, culture, and emotions, this series integrates Socio-Emotional and Cultural Learning (SECL). Beyond developing academic competence, the books encourage values such as respect, sharing, cleanliness, friendship, perseverance, and service. Stories and activities are carefully woven with Indian Knowledge Systems (IKS), helping children appreciate their heritage while developing a sense of belonging and responsibility.

At the heart of this series lies our proprietary S.A.T.V.I.C. Design Framework:

- **S** – Skill Building through Stories and Activities
- **A** – Activity Before Concept for experiential learning
- **T** – Think Before and After to strengthen understanding
- **V** – Value Integration for character building
- **I** – Indic Knowledge for cultural grounding
- **C** – Co-creation of Knowledge through participation

This framework ensures that learning moves beyond rote memorisation to meaningful exploration, reflection, and creativity. Each lesson is designed to encourage observation, expression, imagination, and collaboration. The series aims to prepare children not only for academic success but also for life—by nurturing empathy, resilience, cultural awareness, and independent thinking. Teachers and parents are partners in this journey, supporting children as they discover language, values, and their own unique potential. We hope that these books inspire young learners to love reading, enjoy learning, respect their roots, and grow into responsible, compassionate, and confident individuals.

With warm wishes for a joyful learning journey,

Chennai | May 2026

**Secretary**

Vedritam Group

(Formerly D.A.V Group, Chennai)

# Acknowledgements

We sincerely acknowledge and appreciate the invaluable contribution of our nursery teachers in developing this textbook. Their dedication, creativity, and deep understanding of young learners have enriched the content, making it engaging and meaningful, and laying a strong and nurturing foundation for their lifelong educational journey.

This content is developed from the original works of Vedritam Group (Formerly D.A.V Group, Chennai) with a significant contribution from Mr. Santhosh Subramanian, Discover Learning.

## **Wrapper Design**

Ms. Hamsavani Raman and Team

## **Technical Support**

Smt. R. Dharshini Ragamathy, B.Sc., M.A

# TABLE OF CONTENTS


12	l blends - bl, cl, pl, gl, fl	7
13	r blends - br, cr, fr, dr, gr, tr	22
14	s blends - sp, st, sl, sn	42
15	Vocabulary	54
16	Concepts	70
17	Vocabulary	76
18	Concepts	86
19	Reading worksheets	87

20 Vocabulary ..... 90

21 Moral Values ..... 94




It was Diwali morning, a special day.




Little Bhumi wore her new dress.



Bhumi's grandparents were watching her grin.



Bhumi touched her grandpa's feet for his blessings.



Then, she touched her grandma's feet, too.




Bhumi hugged her grandma.



They went out to burst crackers



Bhumi blew some bubbles.




Bhumi was ready for the blissful festive day.

Do you get blessings from your elders?

Let's learn new words.



black



blue



blanket



blush



block



blow







bloom




blast

Read, write and colour.

Read	Write	Colour
<p><b>b</b>loom</p>	<p>_____</p> <p>_____</p> <p>_____</p> <p>_____</p>	
<p><b>b</b>lanket</p>	<p>_____</p> <p>_____</p> <p>_____</p> <p>_____</p>	
<p><b>b</b>low</p>	<p>_____</p> <p>_____</p> <p>_____</p> <p>_____</p>	
<p><b>b</b>lock</p>	<p>_____</p> <p>_____</p> <p>_____</p> <p>_____</p>	

Let's learn new words.



clip



clock



clap



cloud



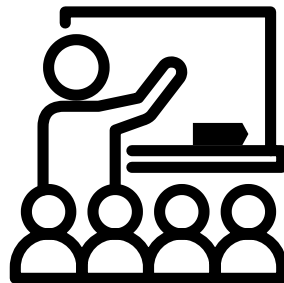
clean



clown



cliff



classroom

Read, write and draw.

Read	Write	Draw
clip	<hr/> <hr/> <hr/> <hr/>	
clock	<hr/> <hr/> <hr/> <hr/>	
cloud	<hr/> <hr/> <hr/> <hr/>	
class	<hr/> <hr/> <hr/> <hr/>	
clown	<hr/> <hr/> <hr/> <hr/>	

# THE GOLDEN WORDS STORY



Little Dev wanted to play with his friend Priya's toy truck.



Dev walked to Priya and asked, "Please, may I play with your truck?"



Priya smiled and happily shared, "Yes, Dev, you can."



Dev took the truck and said, "Thank you, Priya."




Oh no! Dev accidentally bumped into Priya. The truck fell.



Dev quickly said, "I am sorry, Priya!"  
Priya said "No problem Dev. We can fix it."

Do you say the golden words?



Let's learn new words.



plane



plum



plug



plus




plant



plate

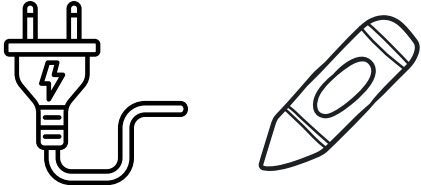

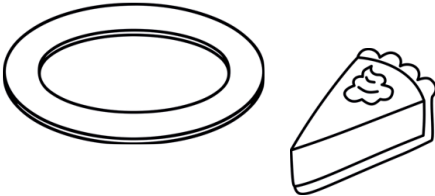

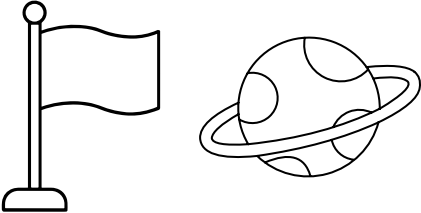


play



planet

Read, write and colour.

Read	Write	Colour
plug	<p>_____</p> <p>_____</p> <p>_____</p> <p>_____</p>	
plane	<p>_____</p> <p>_____</p> <p>_____</p> <p>_____</p>	
plate	<p>_____</p> <p>_____</p> <p>_____</p> <p>_____</p>	
plant	<p>_____</p> <p>_____</p> <p>_____</p> <p>_____</p>	
planet	<p>_____</p> <p>_____</p> <p>_____</p> <p>_____</p>	

Let's learn new words.



glue



globe



glove



glitter



glass



glide



glacier

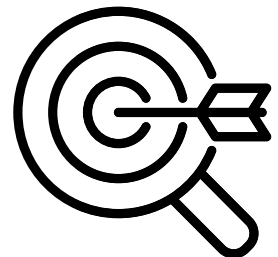
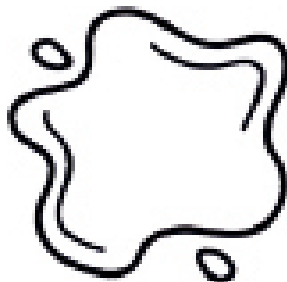
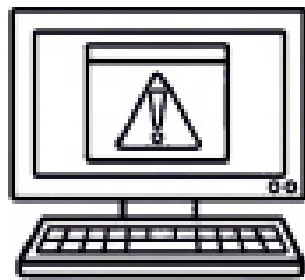

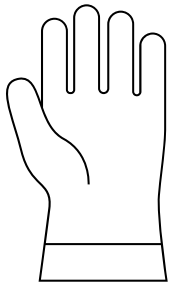


glow

# l blends

gl

Find the 'gl' words, colour and write their names.



## It's story time!



Karan woke up to a glorious morning.




It was Independence Day.




He saw his father place a flag on their balcony.



Karan felt so glad to see the flag.




He waved the flag to his neighbours.



The flag began to flutter in the gentle breeze.



He took small flags and went to nearby houses.



Karan and his mother gave a small flag to every house.



Soon, many flags were fluttering,

Do you have an Indian flag?




Deshabhakti -  
Patriotism

Let's learn new words.



flag



fly



flame



flush



float



flu



flash




floss

Name the pictures and colour.

Colour

Write



Four horizontal lines for writing, alternating in color from top to bottom: pink, blue, blue, pink.



Four horizontal lines for writing, alternating in color from top to bottom: pink, blue, blue, pink.



Four horizontal lines for writing, alternating in color from top to bottom: pink, blue, blue, pink.



Four horizontal lines for writing, alternating in color from top to bottom: pink, blue, blue, pink.

# l blends - Review

Write the correct blend

bl

cl

fl

gl

pl



\_\_\_ us



\_\_\_ ock



\_\_\_ ack



\_\_\_ ow



\_\_\_ oat



\_\_\_ obe

## 'r' blends

It's story time!



Brijesh had toothache. He was unable to eat anything.

"Oh no!" his mother exclaimed.



Mother took him to the doctor. The doctor was very kind and friendly.

"Brijesh, do you brush your teeth well?" she asked.



The doctor then showed Brijesh the best way to brush.


"Brush in small circles, front and back and down," she explained.

"Brush, brush, brush!"

Do you brush your teeth properly?




Let's learn new words.




br**ow**n



br**oo**m



br**u**sh




br**ea**d



br**id**ge



br**oc**coli



br**ic**k




br**ea**kfast

# Recap

Write the correct blend in the box.


bl or br




\_\_\_ ock



\_\_\_ ain



\_\_\_ own




\_\_\_ ue



\_\_\_ anket

\_\_\_ ush



Let's learn new words.



crib



crown



cry



crayon




crush



crop



crane



crab

# Recap

Write the correct blend in the box.

cr


or

cl




\_\_\_ \_\_\_ ayon

\_\_\_ \_\_\_ ock



\_\_\_ \_\_\_ oud

\_\_\_ \_\_\_ ab



\_\_\_ \_\_\_ own

\_\_\_ \_\_\_ ean




# MAYA'S FRUIT POWER




Maya loved to play and run all day.




But sometimes, she felt tired.




Amma noticed Maya looked a bit dull.



Maya loved juicy mangoes, sweet bananas, and crisp apples.



Amma, brought some fruits for Maya.



Eat your fruits, my dear.



Maya ate a big plate of colourful fruits.



Soon, Maya felt strong and full of energy.



She played even more, knowing fruits helped her grow.

Do you eat fruits?



Eating Healthy

Let's learn new words.



frill



fridge



frock



frog



freeze



friends








frame



frown

Read, write and colour.

Read	Write	Colour
frock		
frame		
friends		
frog		
fruit		

It's story time!



# THE IMPORTANCE OF TREES





Trees give us shade, fruits and vegetables.



Trees are homes for many animals, birds and insects.



Birds build nests on trees.



Giraffes and elephants eat leaves from trees..



Do not cut trees. Let us save them.



Let us plant more trees to get rain.

Let's learn new words.



truck



tree



trek




trim




tractor



train



triangle



trap

Write the correct word.


tree      trumpet      train      truck  
tractor      treasure



\_\_\_\_\_

\_\_\_\_\_

\_\_\_\_\_



\_\_\_\_\_

\_\_\_\_\_

\_\_\_\_\_



\_\_\_\_\_

\_\_\_\_\_


\_\_\_\_\_



\_\_\_\_\_

\_\_\_\_\_

\_\_\_\_\_



\_\_\_\_\_

\_\_\_\_\_

\_\_\_\_\_




\_\_\_\_\_

\_\_\_\_\_

\_\_\_\_\_

It's story time!

# DRIVE TO SCHOOL




Riya and Aakash go to school by car.



Their houses are close, yet they travel in different cars.



One day, Riya's mother said, "Let's try carpooling."



Less cars means less noise and less pollution.



Now Riya and Aakash carpool to school with their friends.



Carpooling and walking make our city clean.

How do you come to school?


Let's learn new words.



drum



drink



drip



drill



draw



drop




dress



dragon


Name the pictures as per the number in the given space.



1 \_\_\_\_\_  
\_\_\_\_\_




2 \_\_\_\_\_  
\_\_\_\_\_



3 \_\_\_\_\_  
\_\_\_\_\_



4 \_\_\_\_\_  
\_\_\_\_\_



5 \_\_\_\_\_  
\_\_\_\_\_

It's story time!


# VISIT TO MY GRANDPARENTS




Little Aryan loves his grandparents.




Grandma makes him ladoos.



His grandpa tells him stories on frogs...



... and dragons.




He takes Aryan to the pond to show the frogs.



He says that there are dragons out there. He is so funny.



Grandma plucks beautiful flowers from her garden.



He draws the garden and his family.




He was grateful to them. He said "I will take care of you, like how you care for me."

Do you care for your grandparents?



Let's learn new words.



grapes



grab



green



grass



grandfather



grow





grin




grill

Match the words to the picture and write.


grapes




greet




grill



grass



ground



# PRAYER BEFORE FOOD

It was lunch time, Pragathi was very hungry



Her mother brought a big plate of healthy food.



Pragathi quickly reached out her hand to eat.




Her mother gently stopped her and said, "First, let's say our prayer, Pragathi."



She closed her eyes and prayed.



Then, Pragathi happily ate yummy lunch.



# 'r' blends review

Write the correct blend

dr

fr

tr

br

cr



\_\_\_ \_\_\_ og



\_\_\_ \_\_\_ uck



\_\_\_ \_\_\_ um



\_\_\_ \_\_\_ ush



\_\_\_ \_\_\_ unk



\_\_\_ \_\_\_ op



\_\_\_ \_\_\_ uit



\_\_\_ \_\_\_ ink

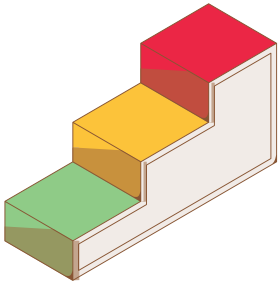


\_\_\_ \_\_\_ ab



\_\_\_ \_\_\_ ee

Let's learn new words.



step



stem



stop



star



store



stand



sting



storm

Listen and circle.

cast fast  
past blast

post host  
most last

dust must  
just mist

best rest  
test vest

fist list  
mist dust

Listen and circle.

star      stall  
stalk     stand

stamp    start  
stair    stage

stir      still  
stick

step      steel  
steep    steam

stop      stack  
storm    story

## Circle the 'st' words

The street was dark. The night sky was full of stars. The trees were still. The boy stood under the lamp post. He was thinking about the race. It was a test and he wanted to be the best. Now he must go home and rest.

The next day he was ready at the start. He ran. His steps were faster than the rest. He came first.

He stepped up and stood on the first place of the victory stand. He was proud of his vest, it had the words, 'BEST'.

Let's learn new words.



sleep



slip



slime



slice



sledge



slate



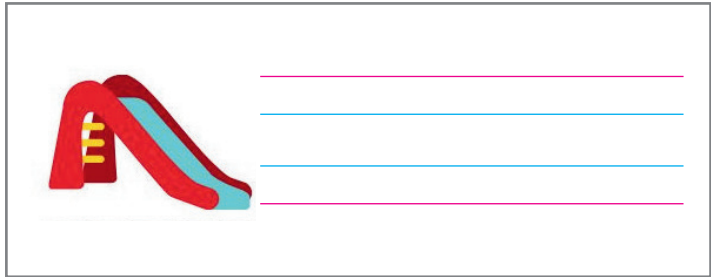
slide




slippers

Match the words to the picture and write.

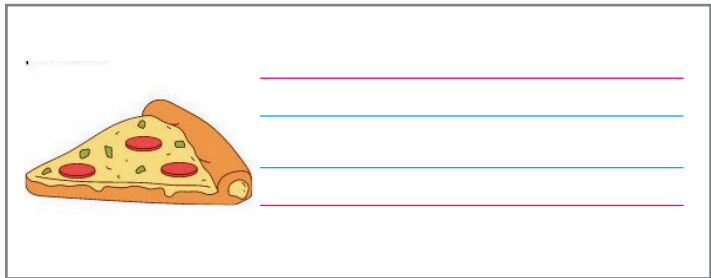
slice



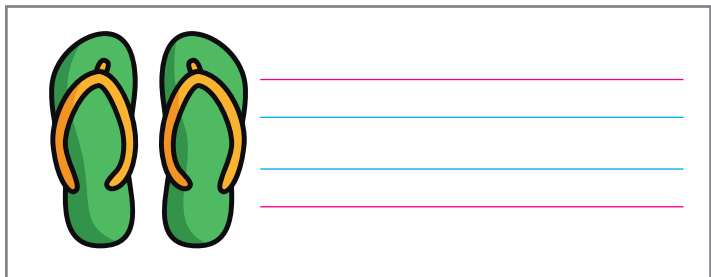
slip




slide



sleep



slippers



# RAJA VEER AND THE SPIDER




A wise king named Raja Veer lost a war.



He felt very sad and hid alone in a dark cave.



"I want to give up," thought the king with a sigh.



He then saw a small spider trying to spin its web in the cave.



The spider tried to climb once, twice, many times but it fell...



still it did not give up!



Finally the brave spider spun its beautiful web.




The king realised he must not give up. "I will try again till I win," said he.

He fought bravely and won the war.

Do you give up easily or try again?



Let's learn new words.



spider



spy



spin




spill



spray



speak



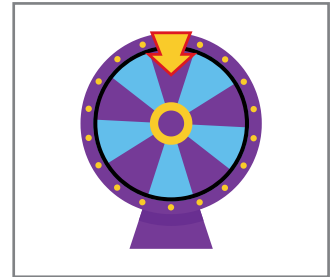
space



spade

Match the word to its picture.

spoon



spill



spin






spray



speak




Let's learn new words.




Fill in with 'sn' and match.

\_\_\_ eeze




\_\_\_ ake




\_\_\_ ack



\_\_\_ ail



\_\_\_ ap



# 's' blends review

Write the correct blend

sp

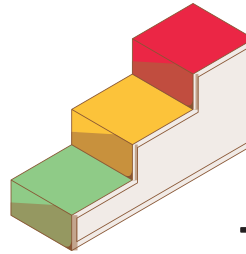
st

sl


sn



\_\_\_\_ ar



\_\_\_\_ ep



\_\_\_\_ ail



\_\_\_\_ ide



\_\_\_\_ oon



\_\_\_\_ ill

Circle the correct word.

\_all




call  
ball  
fall  
hall

\_ell



tell  
bell  
fell  
sell

\_all



call  
tall  
wall  
mall

\_ell



yell  
fall  
well  
tell

\_ill



fill  
pill  
till  
hill

\_ill



hill  
gill  
mill  
bill

\_ill



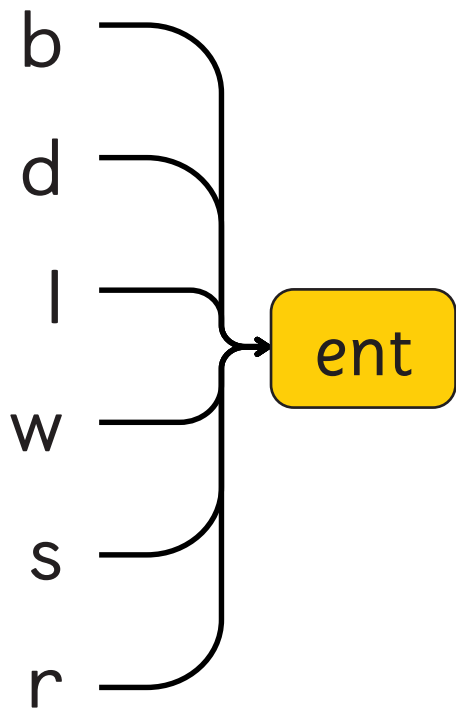
bill  
bull  
pill  
will

\_ull



pull  
full  
bull  
dull

Write the words.



---

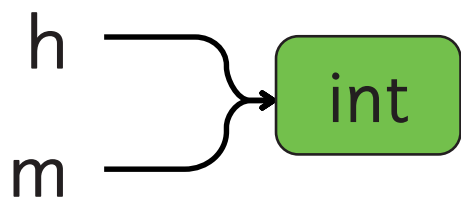
---

---

---

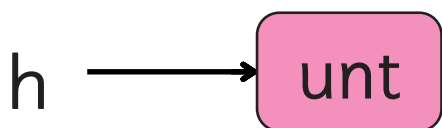
---

---



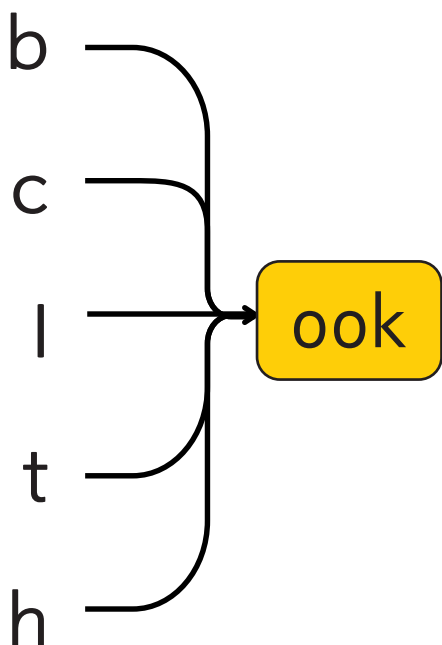
---

---



---

Write the words.



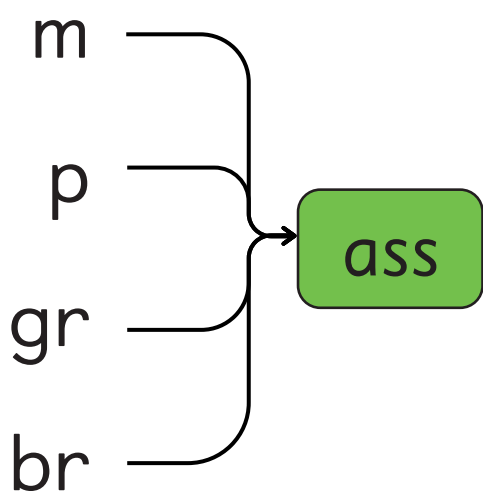
---

---

---

---

---



---

---

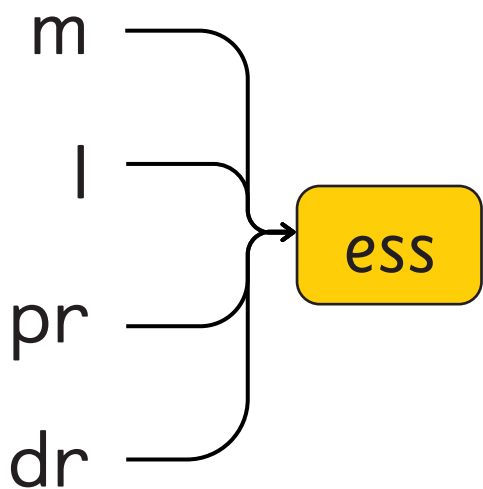
---

---

# Vocabulary

\_ook, \_ass,  
\_ess, \_oss

Write the words.

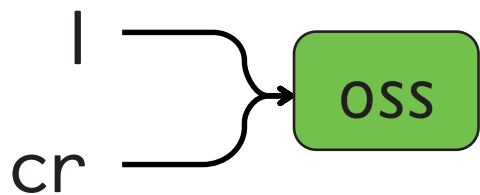


---

---

---

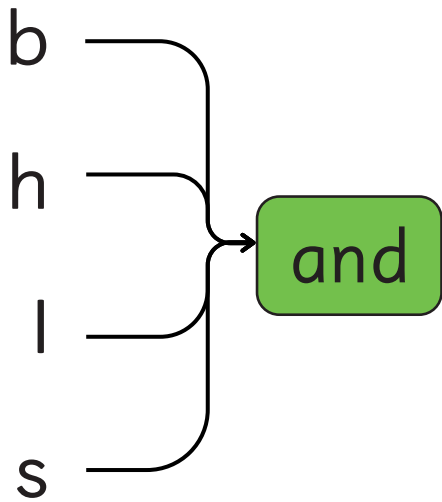
---



---

---

Write the words.

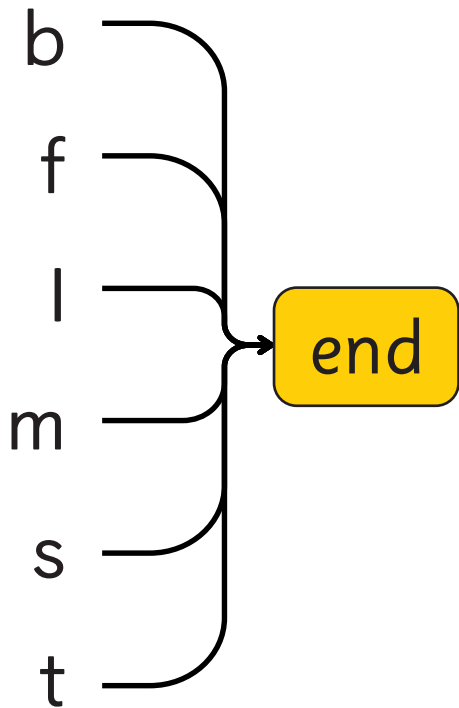


---

---

---

---



---

---

---

---

---

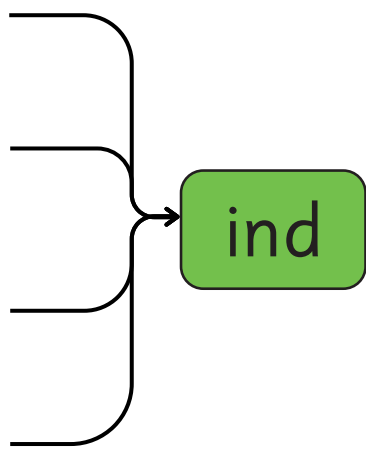
---

# Vocabulary

\_and, \_end,  
\_ind, \_und,  
\_ond

Write the words.

b  
k  
f  
m



ind

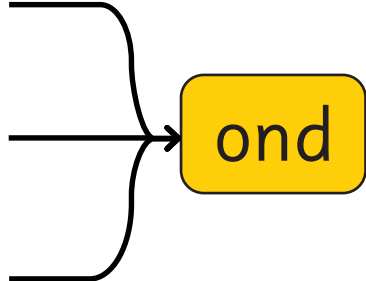
---

---

---

---

p  
f  
b



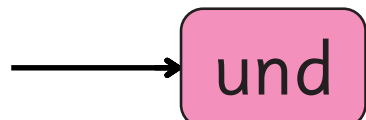
ond

---

---

---

f



und

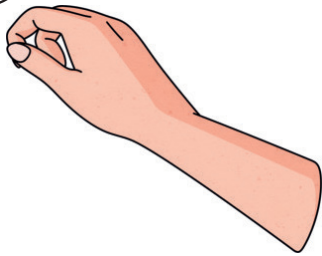
---

# Vocabulary

\_and, \_end,  
\_ind, \_und,  
\_ond

Circle the correct word.

\_and



band

land

hand

sand

\_ond



bond

fond

pond

\_end



bend

lend

fend

mend

send

tend

\_ind



bind

find

kind

mind

## Vocabulary

Read the sentence and draw the picture.

The pig is in the sty.




The duck is in the pond.




The ship sails.



Fish has fins.



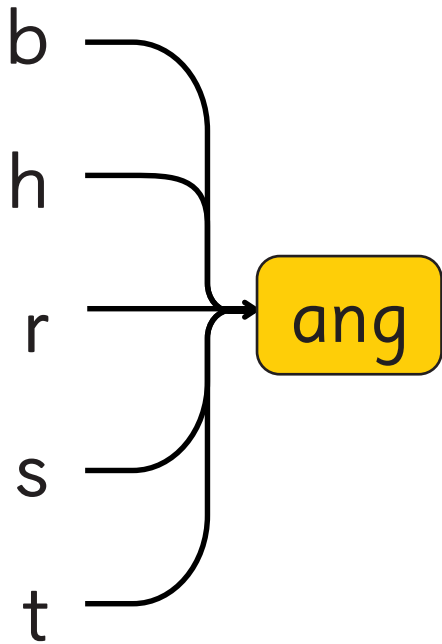
Lock the door.



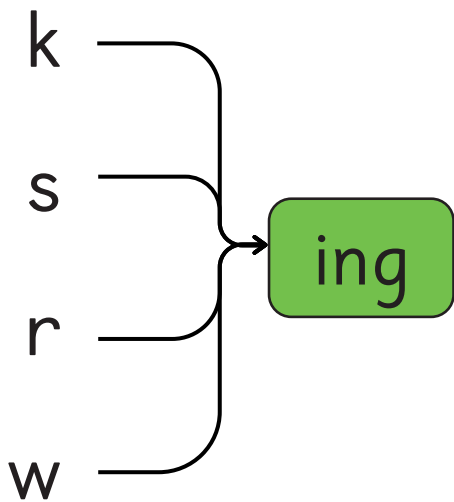
Tree gives us shade.



Write the words.



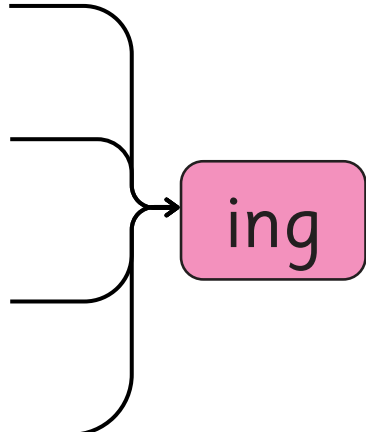
Five horizontal lines for writing words ending in 'ang'.



Four horizontal lines for writing words ending in 'ing'.

Write the words.

br  
th  
sw  
st



ing

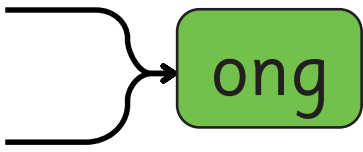
---

---

---

---

s  
l

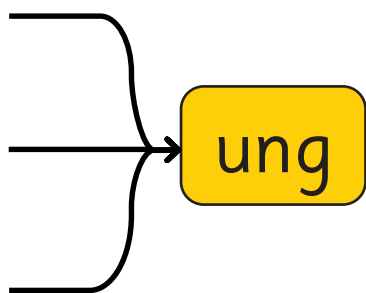


ong

---

---

l  
r  
d



ung

---

---

## Reading

Let's read!

My mom can read.

My dad can cook.

A dog sat on a log.

A door can open and close.

The grass is wet.

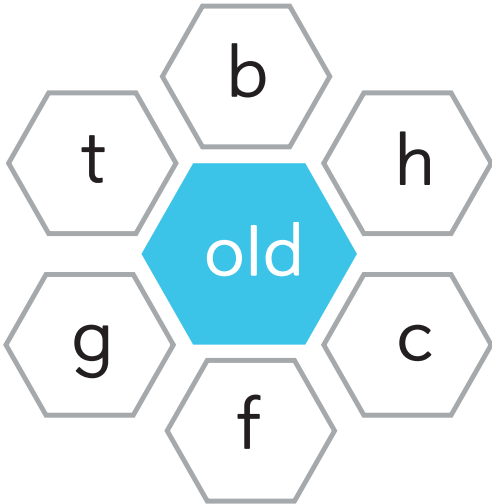
My dress is in a mess.

The girl sang a song.



# Vocabulary

Write the words.



---

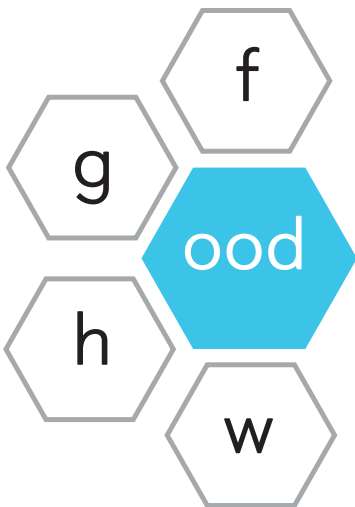
---

---

---

---

---



---

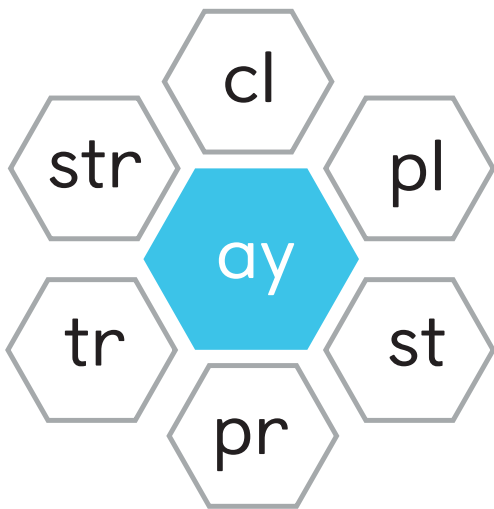
---

---

---

# Vocabulary

Write the words.



---

---

---

---

---

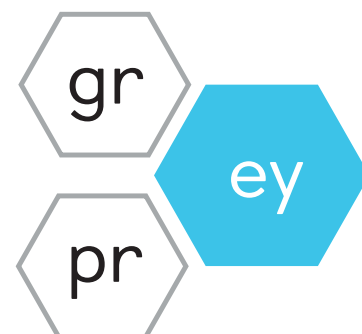
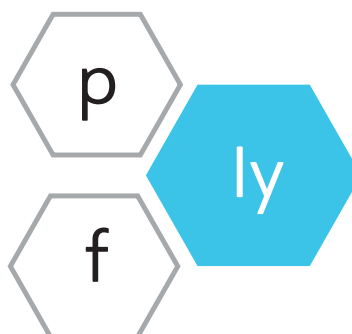
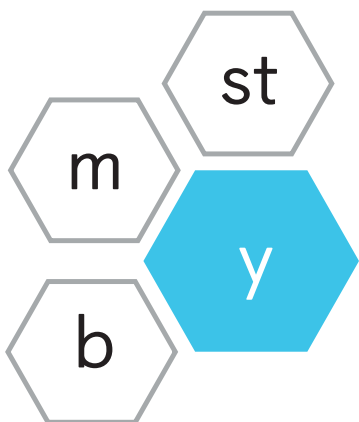
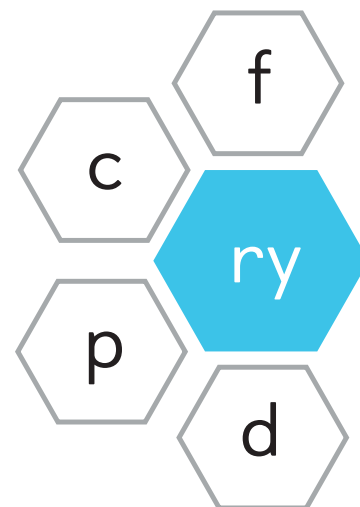
---

---

---

---

---



---

---

---

---

---

---

---

## Vocabulary

Fill in the blanks.

A  \_\_\_\_\_ can ring.

A  \_\_\_\_\_ can roll.

A  \_\_\_\_\_ can yell.

A  \_\_\_\_\_ can sit.

My  \_\_\_\_\_ is wet.



A  \_\_\_\_\_ in the pond.




\_\_\_\_\_ can swim.

## Vocabulary

Fill in the blanks.


He went for a  \_\_\_\_\_.

See a blue  \_\_\_\_\_.

Latha can  \_\_\_\_\_.

A giraffe has a  long \_\_\_\_\_.

The  \_\_\_\_\_ is green.


I can read a  \_\_\_\_\_.

I like to play with my  \_\_\_\_\_.


This is a  \_\_\_\_\_.

# Recap

Write the missing letters.



tr \_\_\_\_



si \_\_\_\_



he \_\_\_\_



v \_\_\_\_ n



chai \_\_\_\_



b \_\_\_\_



b \_\_\_\_ g



\_\_\_\_ wl



m \_\_\_\_ p



bal \_\_\_\_

# Action Words

Write the first letter.



\_\_\_\_\_ un



\_\_\_\_\_ at



\_\_\_\_\_ lay



\_\_\_\_\_ ook



\_\_\_\_\_ ick



\_\_\_\_\_ ump



\_\_\_\_\_ ick



\_\_\_\_\_ ig



\_\_\_\_\_ ead



\_\_\_\_\_ ix


## Sight words

Fill in with 'This' or 'That'.




\_\_\_\_\_ is a car.

\_\_\_\_\_ is a car.



\_\_\_\_\_ is a pen.

\_\_\_\_\_ is a pen.



\_\_\_\_\_ is a top.

\_\_\_\_\_ is a top.




\_\_\_\_\_ is a dress.

\_\_\_\_\_ is a dress.




# Preposition


Circle under / on.




under / on




under / on



under / on




under / on




under / on



under / on



under / on



under / on




under / on

## Preposition

Circle in / on.




Monkey in / on a tree.



Pea in / on a pod.



Frog in / on a log.



Caterpillar in / on a leaf.




Fruits in / on a bowl.



Flowers in / on a vase.

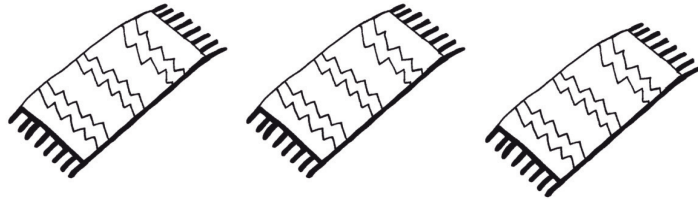
# Singular and plural

One



mat


Many




mats



mug



net



pig



nib

## Singular and plural


One	Many
toy	toys
car	
boy	
tree	
girl	
lamp	
rug	
star	
apple	

# Vocabulary

Fill in the blanks.



Raja has a



\_\_\_\_\_.



Mala has a



\_\_\_\_\_.

The



\_\_\_\_\_ is



\_\_\_\_\_.


Ram is

\_\_\_\_\_.



3

\_\_\_\_\_



\_\_\_\_\_

on a




\_\_\_\_\_.

The

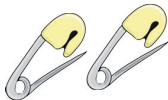


\_\_\_\_\_ has

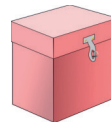


\_\_\_\_\_.

The



\_\_\_\_\_ are in the



\_\_\_\_\_.

The



\_\_\_\_\_ are in the



\_\_\_\_\_.

## Vocabulary

Fill in the blanks.


field pills car dress house cake wood

The  builds a \_\_\_\_\_.

The  bakes a \_\_\_\_\_.

The  works with \_\_\_\_\_.

The  works in the \_\_\_\_\_.

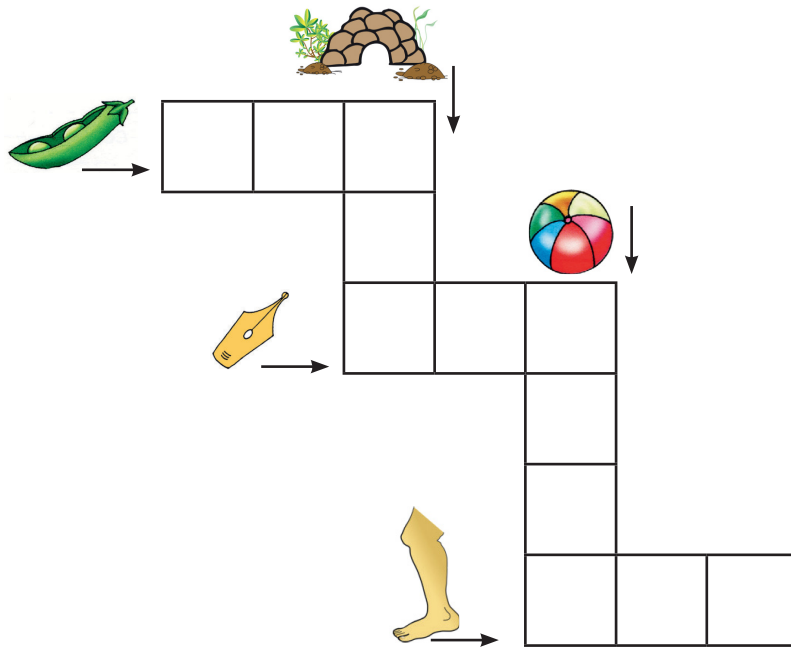
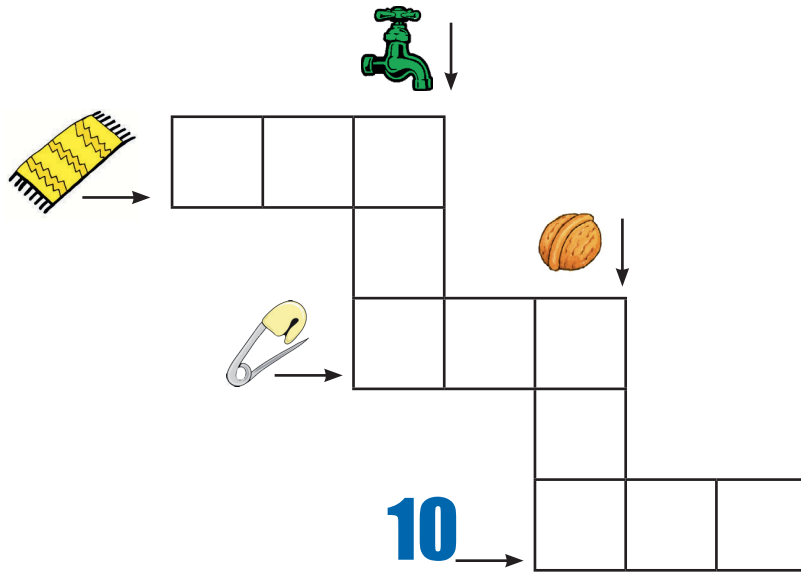
The  gives us \_\_\_\_\_.

The  can stop a \_\_\_\_\_.

The  stitches my \_\_\_\_\_.

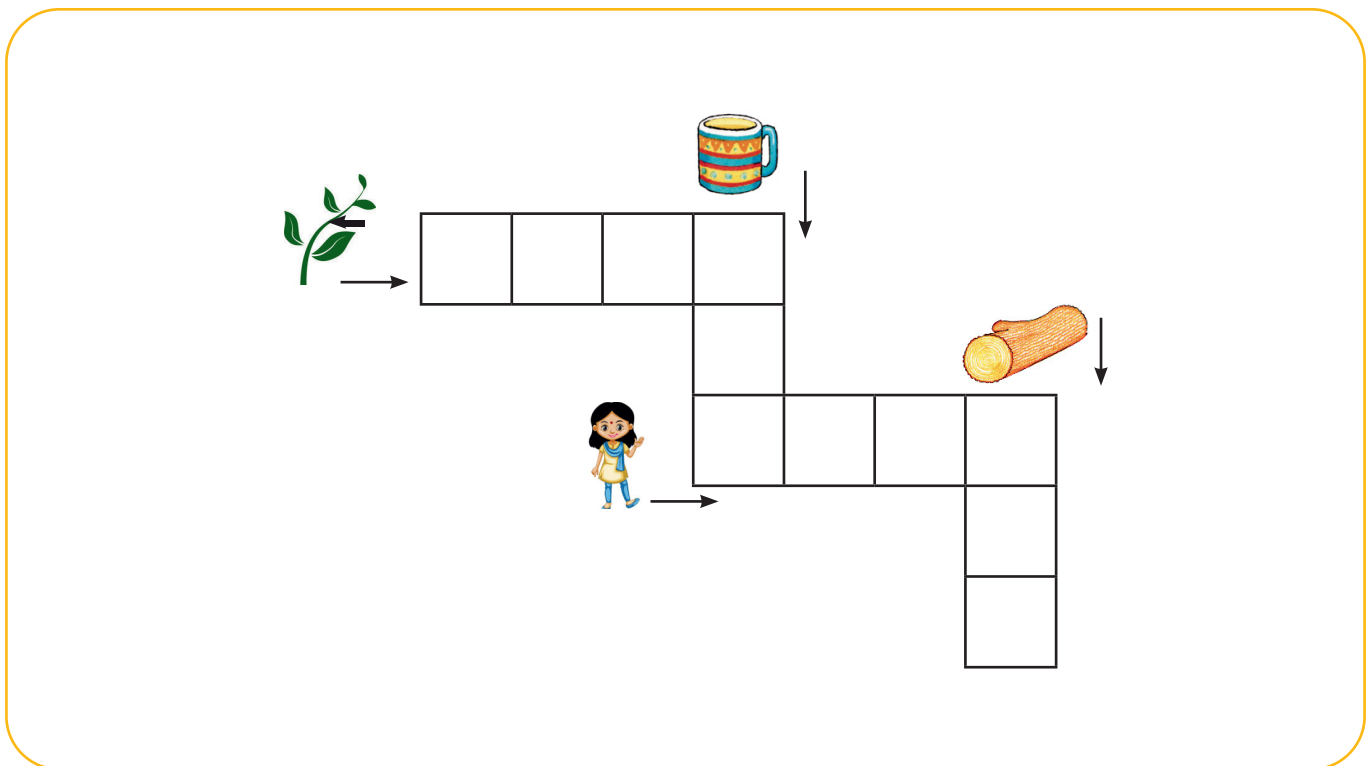

# Vocabulary

Crossword puzzle.



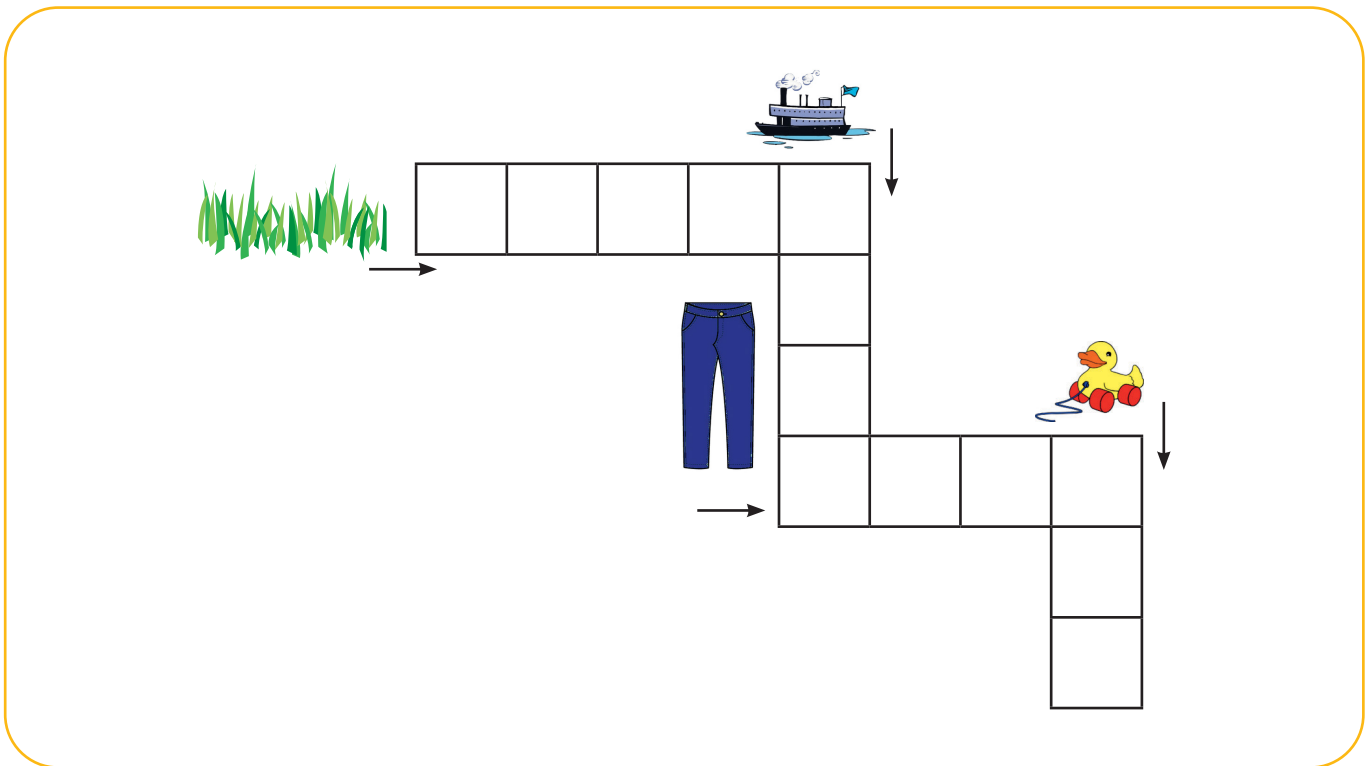
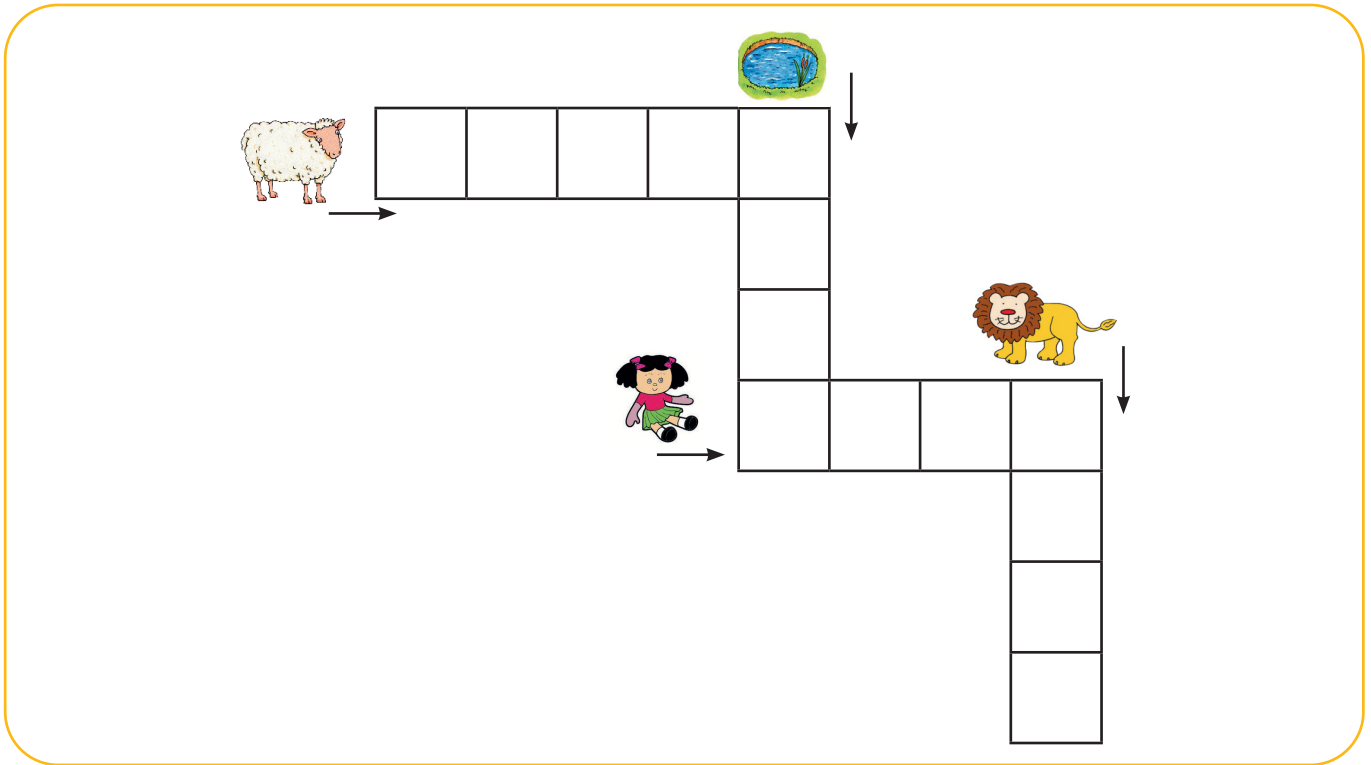
# Vocabulary

Crossword puzzle.



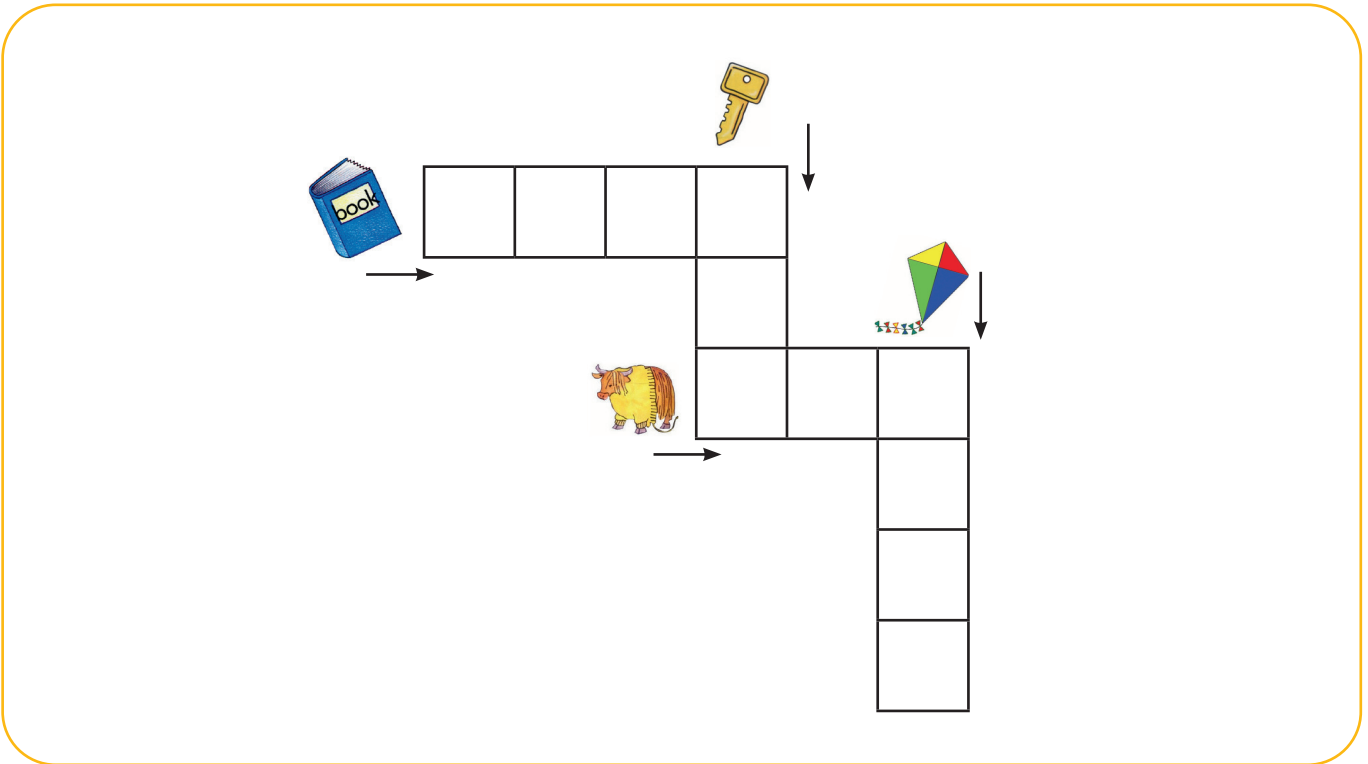
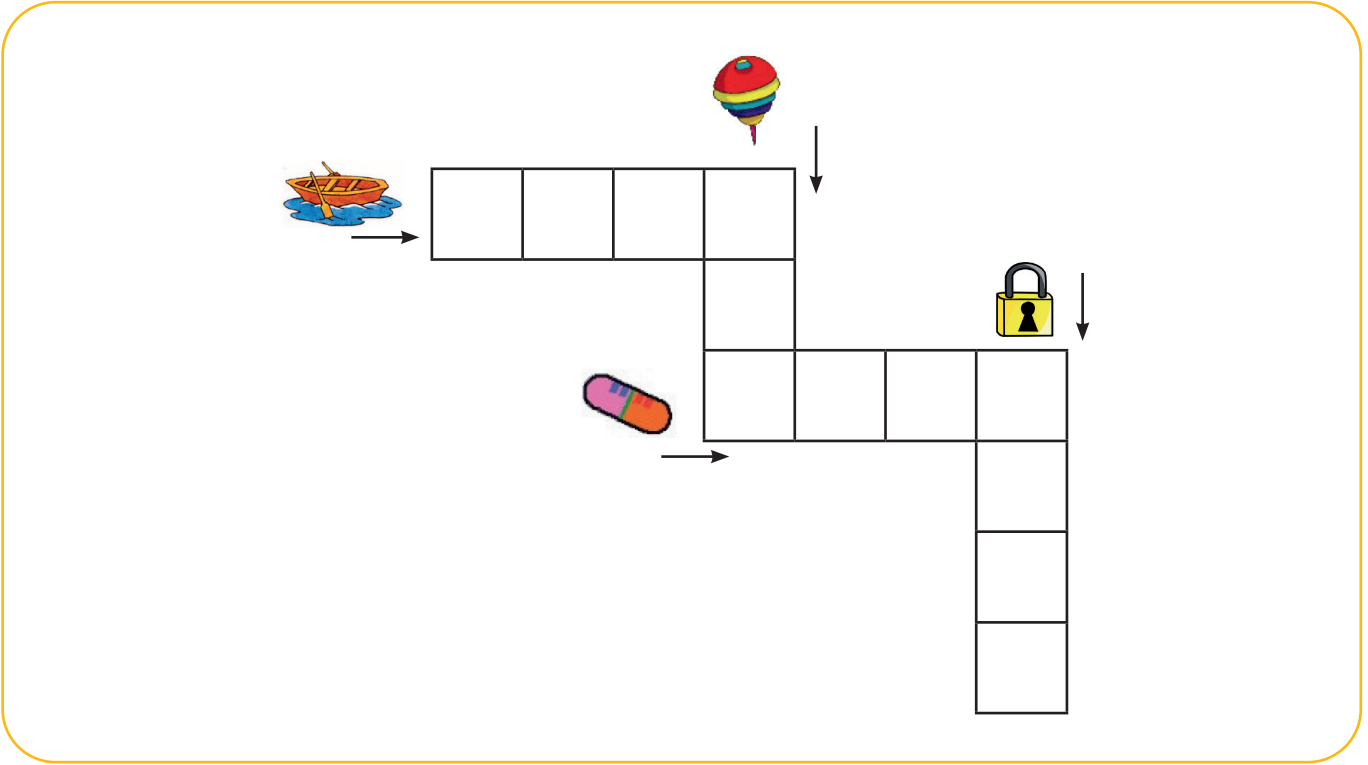
# Vocabulary

Crossword puzzle.



# Vocabulary


Crossword puzzle.



# Vocabulary


Use the help box and label.

- mat
- bin
- tap
- girl
- sink
- pan
- jug
- spoon



# Vocabulary

Make words using the letters you find in the clouds.



1. \_\_\_\_\_

2. \_\_\_\_\_

3. \_\_\_\_\_

4. \_\_\_\_\_

5. \_\_\_\_\_

6. \_\_\_\_\_

7. \_\_\_\_\_

8. \_\_\_\_\_

9. \_\_\_\_\_


10. \_\_\_\_\_

# Vocabulary

Word search.



salt



lamp



milk



teapot

m	i	l	k	n	p	l	r
b	d	f	h	j	v	i	u
w	s	a	l	t	e	o	w
n	p	l	r	z	s	n	y
t	e	a	p	o	t	g	b
j	v	i	u	l	d	f	a
g	l	a	s	s	i	p	b
l	a	m	p	o	i	v	y



vest



glass



baby



lion

## Vocabulary





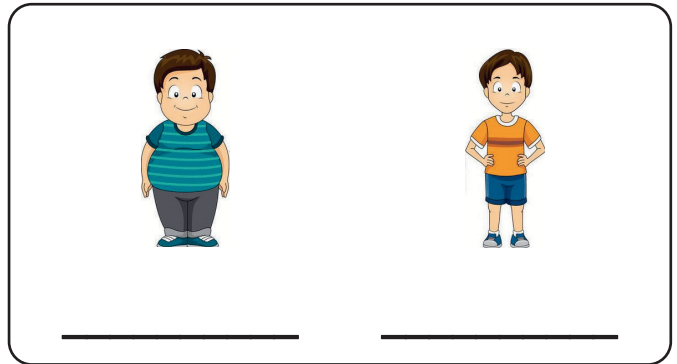


Circle the correct word.



1. This is a house / shop.
2. Father has a list / bag in his hand.
3. The trolley has a watermelon / chips in it.
4. The boy has a mango / banana in his hand.
5. The girl is wearing red / blue dress.

# Opposites

Write the opposites.



# SIBLING



Sibling is a brother or sister.

It is good to have a brother or a sister in the family. Siblings share the same parents and the same house. They spend more time with each other during their childhood.

Children who have siblings will learn to play games together, share and care for each other. Children with siblings are able to make and maintain friends. It is a special bond sharing endless love throughout their life.

## Zoo




Krish has a friend. His name is Suraj. They are good friends. One day, the two friends went to the zoo.

They saw a lion, a lioness and three cubs. The lion was big and it roared. "Are you scared?", Krish asked Suraj. "No," said Suraj. "It does not scare me". The two friends saw lions. One lion roared at Krish.

"Did he scare you?" asked Suraj.

"No! lions do not scare me," said Krish.

## Zoo



Then they saw a deer, a fox and a tiger. The two friends were tired. They sat down under a tree. Krish's mother called out to the boys and his father waved at them. Krish and Suraj ran to them saying, "Hurray! It was a fun day."

Write about your favourite animal.

---

---


---


---

# Vocabulary


See the picture and write the word.


My house is near a 

One day I heard the croaking of a 


It entered my 

and jumped into my bath 

I got scared and stepped out of the 

The frog followed me, I went to my 



and hid there.

The   could not find me, so

it went back to its 

# Vocabulary

See the picture and write a sentence.



# Recap

Write the first letter of each picture and make a new word.




\_\_\_\_\_



\_\_\_\_\_



\_\_\_\_\_



\_\_\_\_\_



\_\_\_\_\_



\_\_\_\_\_



\_\_\_\_\_




\_\_\_\_\_



\_\_\_\_\_



\_\_\_\_\_



\_\_\_\_\_



\_\_\_\_\_



\_\_\_\_\_



\_\_\_\_\_



\_\_\_\_\_



\_\_\_\_\_



\_\_\_\_\_



\_\_\_\_\_



\_\_\_\_\_



\_\_\_\_\_



\_\_\_\_\_



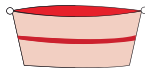
\_\_\_\_\_



\_\_\_\_\_



\_\_\_\_\_



\_\_\_\_\_




\_\_\_\_\_



\_\_\_\_\_



\_\_\_\_\_



\_\_\_\_\_



\_\_\_\_\_



\_\_\_\_\_




\_\_\_\_\_

## Recap


Read and colour.




My umbrella is  
blue and pink.



The little frog is  
green



The flower is red  
and yellow.



I see a big yellow  
sun.



The bug is red  
and black.




The butterfly is  
orange and red.



This caterpillar is  
orange and brown.



I have a green  
and purple kite.



The bee is yellow and  
black.

## Moral Values

Complete the sentences using the help box.

family

blessings

share

help



I love and respect my

\_\_\_\_\_.



On birthdays and festivals I take \_\_\_\_\_ from the elders.



I like to \_\_\_\_\_ and care for others.



I \_\_\_\_\_ my friends and neighbours.

## Moral Values

Complete the sentences using the help box.

without

animals

three

pray



I am kind to \_\_\_\_\_  
and never harm them.



I use the \_\_\_\_\_  
golden words PLEASE, SORRY  
AND THANK YOU.



I never touch other's belongings  
\_\_\_\_\_ their permission.



I \_\_\_\_\_ for my friends  
and neighbours.

मातृ देवो भव ।  
पितृ देवो भव ।  
आचार्य देवो भव ।  
अतिथि देवो भव ।

## MANTRA FOR LIFE

Matru dhevo bhava  
Pitru dhevo bhava  
Acharya dhevo bhava  
Aathiti dhevo bhava

