

# Number Work

Activity Book II - Senior Nursery



This book belongs to

Name : .....

Class : ..... Sec : .....



## Senior Nursery – Number Work Activity Book 2

You are free to copy and redistribute the material in any format or medium. You must give appropriate credit and you may not use the material for commercial purposes without the permission of the author. If you remix, transform, or build upon the material, you may not distribute the modified material.

You can write to 'Vedritam Group' (Formerly D.A.V Group, Chennai) 212-213, Avvai Shanmugam Salai, Gopalapuram, Chennai-600086 or email to [publications@davchennai.org](mailto:publications@davchennai.org) to seek permission to print all or only certain chapters of the book.

The publisher of this book is solely responsible and liable for its content including but not limited to the views, representations, descriptions, statements, information, opinions and references.





# Preface



This Senior Nursery Number Work Activity Book – 2 has been thoughtfully designed to strengthen young learners’ understanding of numbers through engaging, simple, and enjoyable activities. Building on the concepts introduced earlier, this book helps children develop confidence in recognising, counting, and working with numbers in a fun and meaningful way.

The book provides step-by-step practice through activities such as tracing numbers, counting objects, joining dots, colouring according to number codes, identifying missing numbers, and matching quantities. These activities gradually help children strengthen their number sense and develop a clear understanding of basic mathematical ideas.

Beyond learning numbers, the activities also focus on developing essential foundational skills such as observation, comparison, logical thinking, and fine motor coordination. The carefully designed exercises encourage children to think, explore, and learn through active participation.

Teachers and parents play an important role in encouraging children to notice numbers in everyday life and practise counting objects around them. With encouragement and regular practice, children will build a strong foundation in numeracy that will support their future learning.

We hope this Number Work Activity Book – 2 makes learning numbers an enjoyable experience and inspires children to become confident and enthusiastic learners.

Chennai | May 2026

**Secretary**  
Vedritam Group  
(Formerly D.A.V Group, Chennai)



# Acknowledgements



We sincerely acknowledge and appreciate the invaluable contribution of our nursery teachers in developing this textbook. Their dedication, creativity, and deep understanding of young learners have enriched the content, making it engaging and meaningful, and laying a strong and nurturing foundation for their lifelong educational journey.

Vedritam Group  
(Formerly D.A.V Group, Chennai)





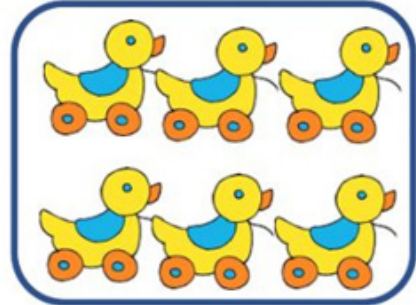


# Table of Contents


Sl.no	Content	Page Number
1.	Count & write	6
2.	Count,write and match	7
3.	Write b,s or m	8
4.	Colour the picture	9
5.	Draw coins and draw fruits	10
6.	Number the pictures	11
7.	Tall - Activity	12
8.	Compare the size and match	13
9.	Circle the object - Short & equal	14 & 15
10.	Count, write and match	16
11.	Count and match	17
12.	Count and write the number name	18
13.	What time is it?	19
14.	Number the pictures in order	20 & 21
15.	Crossword Puzzle	22
16.	Skip count by 10's	23
17.	Write the missing numbers	24 & 25
18.	Write the numbers in ascending and descending order	26
19.	Skip count by 5's	27
20.	Tick the heavier/lighter objects	28 & 29
21.	Ordinal numbers	30 & 31
22.	Write > , < or =	32 & 33
23.	Add	34-39
24.	Maze	40



Count and write



Count, write and match




2



7



3



5




9



6



4







8








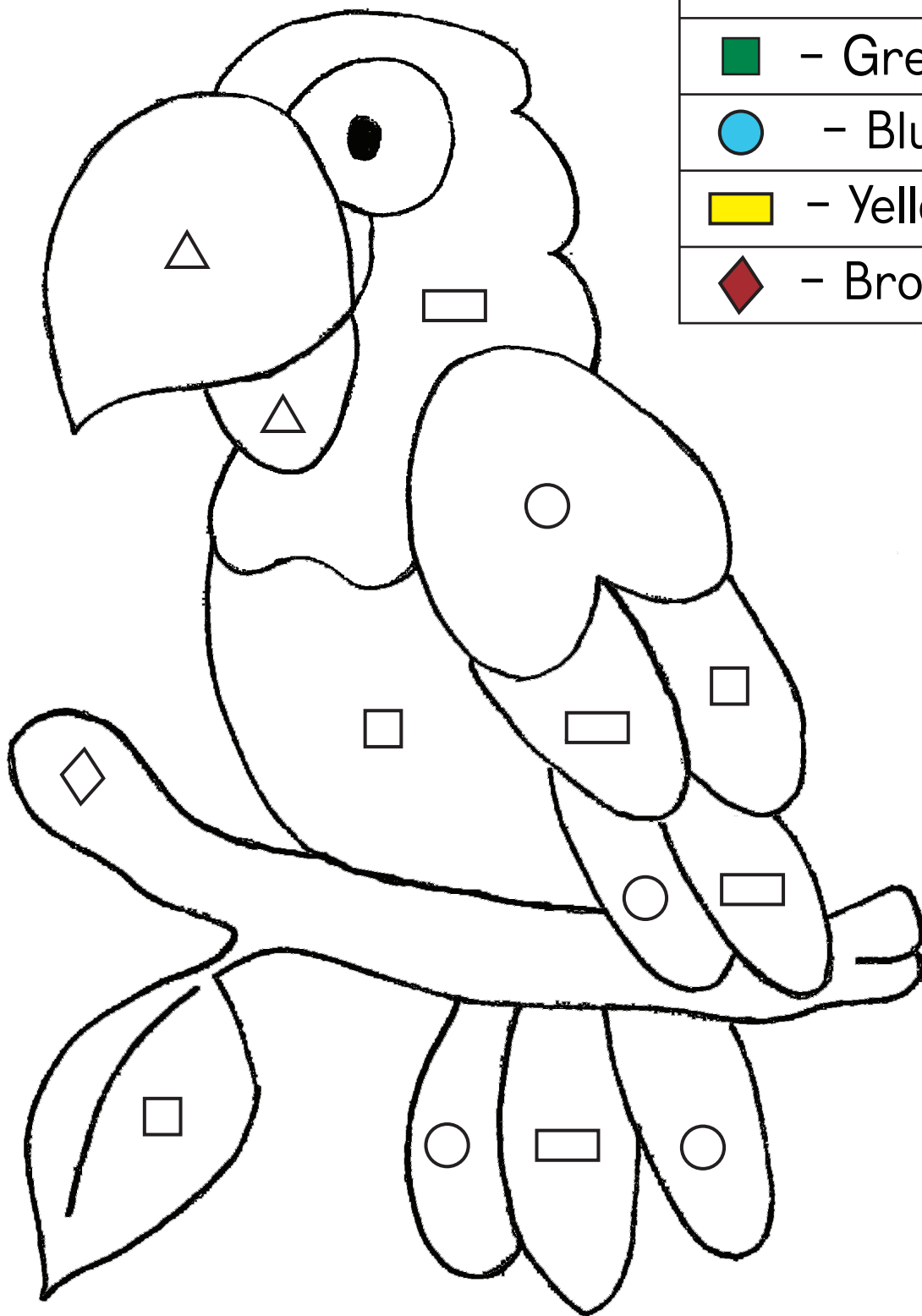


Write 'b' for big picture, 's' for small  
and 'm' for medium




Colour the picture according to the given colour code

	- Red
	- Green
	- Blue
	- Yellow
	- Brown






Draw coins ₹ (1) for the given amount



₹ 5





₹ 9

Circle the one which has more coins

---

Draw fruits in both the baskets

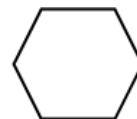
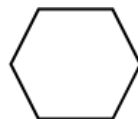
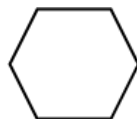
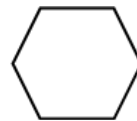
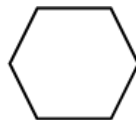
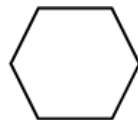

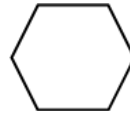
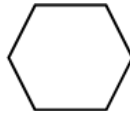
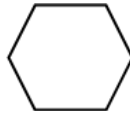
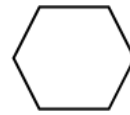
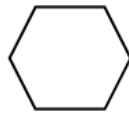


Circle the one which has more fruits



Number the pictures

1-big 2-medium 3-small






Tall - Draw a tall man or woman or tree or building


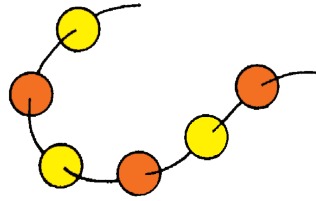
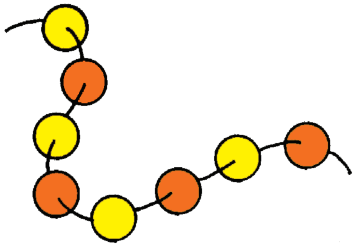


Compare the size and match





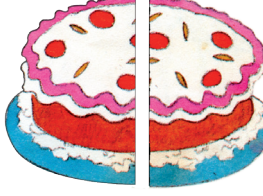















Circle the shorter objects



Circle the object that is divided into equal parts








# Count, write and match



two



four



one




three




five




Count and match




seven




nine



six




ten




eight




# Count and write the number name




.....




.....



.....




.....




.....




What time is it?




o' clock




o' clock




o' clock





o' clock



o' clock







o' clock







Number the pictures in order




Number the pictures in order





# Crossword puzzle



o		e
---	--	---

↓

→

↓

t		n
---	--	---

↓

↓

s				n
---	--	--	--	---

↓

x
---

→

↓

n
---

↓

f			e
---	--	--	---

↓

r

→

↓

t				e
---	--	--	--	---

↓

o
---


→



# Skip count by 10's



10











Write the missing numbers 41 to 70

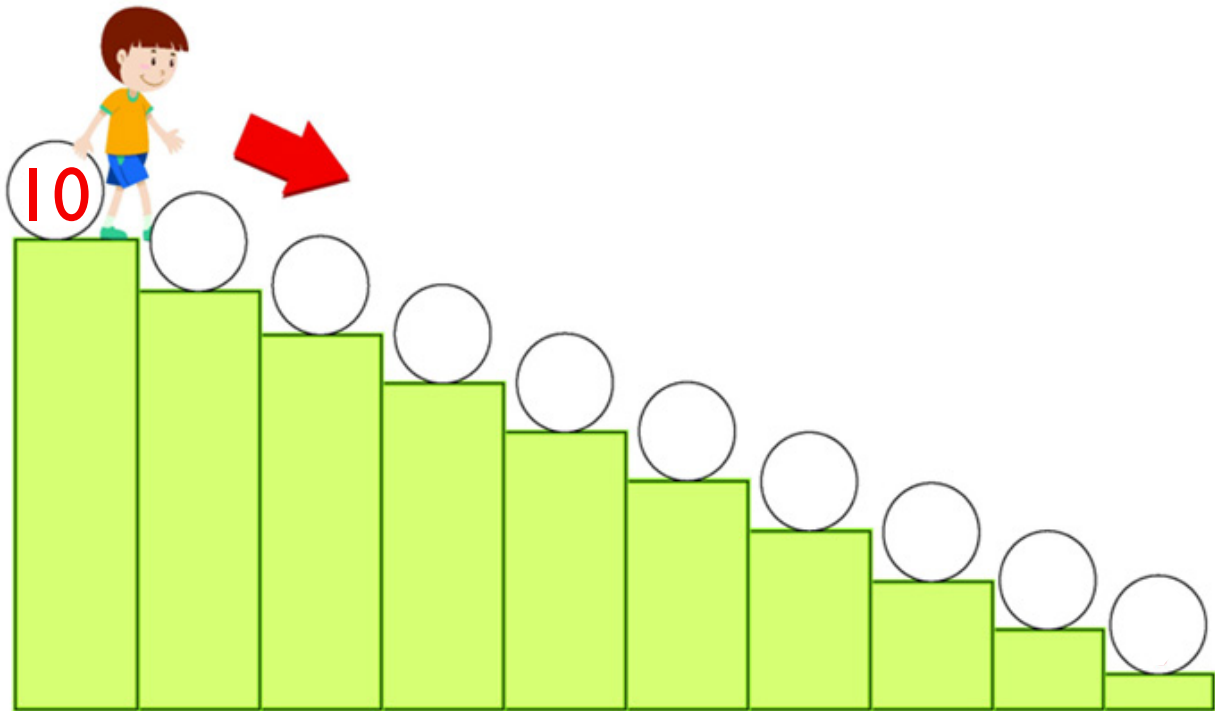
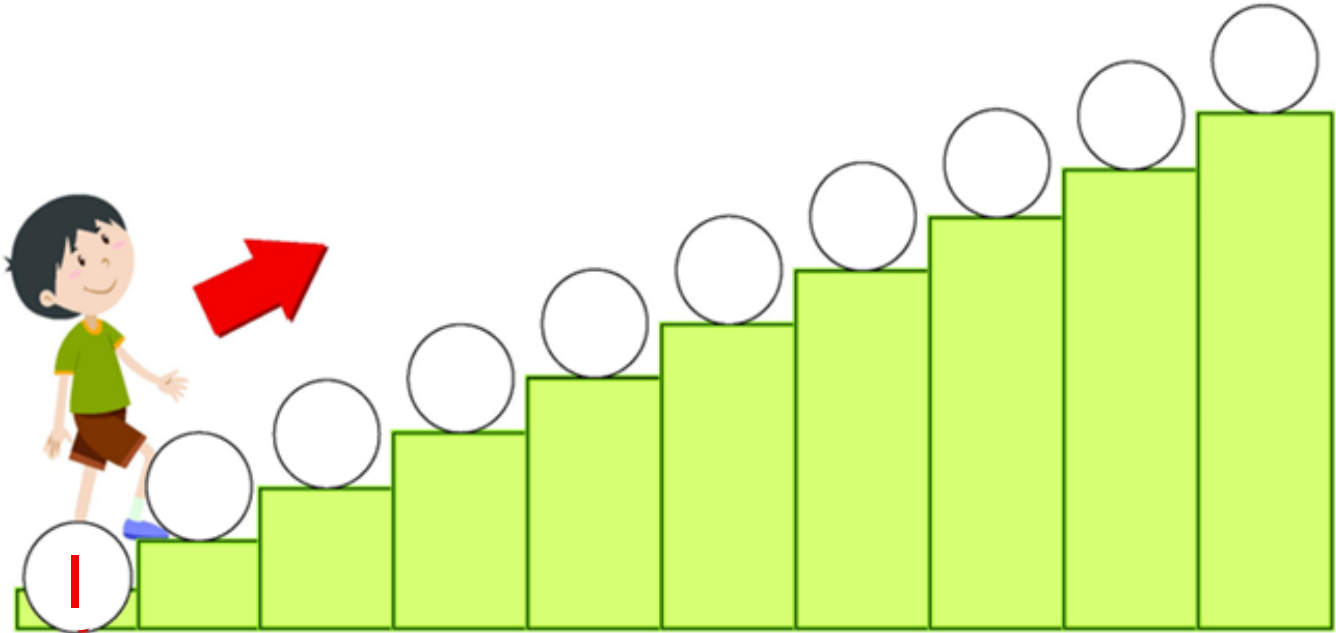


Write the missing numbers 71 to 100





Write the numbers in ascending and descending order



Help the frog to reach the pond  
counting by 5's



5				






Tick (✓) the objects which are lighter




Tick (✓) the objects which are heavier





Circle the correct ordinal number



1. The  is in 1st / 2nd place.

2. The  is in 3rd / 4th place.

3. The  is in 4th / 5th place.


4. The  is in 1st / 3rd place.









5. The  is in 2nd / 5th place.





Write ordinal numbers in the appropriate boxes



									
1st	2nd	3rd	4th	5th	6th	7th	8th	9th	10th

 <input type="text"/>	 <input type="text"/>	 <input type="text"/>	 <input type="text"/>
 <input type="text"/>	 <input type="text"/>	 <input type="text"/>	 <input type="text"/>













 <input type="text"/>	 <input type="text"/>
---	---





Write  $<$ ,  $>$  or  $=$



	<input type="text"/>	
	<input type="text"/>	
	<input type="text"/>	
	<input type="text"/>	
	<input type="text"/>	
	<input type="text"/>	





Write <, > or =





7	<input type="checkbox"/>	7	9	<input type="checkbox"/>	3
8	<input type="checkbox"/>	9	6	<input type="checkbox"/>	8
5	<input type="checkbox"/>	4	3	<input type="checkbox"/>	7
1	<input type="checkbox"/>	2	6	<input type="checkbox"/>	6
8	<input type="checkbox"/>	7	3	<input type="checkbox"/>	5

# Add





+

=





+

=





+

=



+


=



+

=

# Add



+




=




+




=



+




=




+



=



+



=





Add

1	+	3	=	
2	+	1	=	
5	+	2	=	
2	+	0	=	
4	+	1	=	
5	+	1	=	
1	+	0	=	
8	+	1	=	
5	+	5	=	
4	+	4	=	

Add

2	+	4	=	
0	+	0	=	
4	+	0	=	
3	+	4	=	
6	+	2	=	
3	+	0	=	
2	+	3	=	
1	+	1	=	
9	+	0	=	
10	+	0	=	



Add

$$\begin{array}{r} 1 \\ + 3 \\ \hline \\ \hline \end{array}$$

$$\begin{array}{r} 2 \\ + 0 \\ \hline \\ \hline \end{array}$$

$$\begin{array}{r} 3 \\ + 2 \\ \hline \\ \hline \end{array}$$

$$\begin{array}{r} 2 \\ + 1 \\ \hline \\ \hline \end{array}$$

$$\begin{array}{r} 4 \\ + 2 \\ \hline \\ \hline \end{array}$$

$$\begin{array}{r} 1 \\ + 0 \\ \hline \\ \hline \end{array}$$

$$\begin{array}{r} 0 \\ + 0 \\ \hline \\ \hline \end{array}$$

$$\begin{array}{r} 4 \\ + 3 \\ \hline \\ \hline \end{array}$$



Add

$$\begin{array}{r} + 4 \\ \hline 2 \\ \hline \end{array}$$

$$\begin{array}{r} + 5 \\ \hline 4 \\ \hline \end{array}$$

$$\begin{array}{r} + 6 \\ \hline 2 \\ \hline \end{array}$$

$$\begin{array}{r} + 7 \\ \hline 5 \\ \hline \end{array}$$

$$\begin{array}{r} + 1 \\ \hline 0 \\ \hline \end{array}$$

$$\begin{array}{r} + 3 \\ \hline 3 \\ \hline \end{array}$$

$$\begin{array}{r} + 5 \\ \hline 0 \\ \hline \end{array}$$

$$\begin{array}{r} + 1 \\ \hline 5 \\ \hline \end{array}$$

$$\begin{array}{r} + 5 \\ \hline 2 \\ \hline \end{array}$$

$$\begin{array}{r} + 8 \\ \hline 1 \\ \hline \end{array}$$

$$\begin{array}{r} + 2 \\ \hline 0 \\ \hline \end{array}$$

$$\begin{array}{r} + 2 \\ \hline 2 \\ \hline \end{array}$$

$$\begin{array}{r} + 3 \\ \hline 1 \\ \hline \end{array}$$

$$\begin{array}{r} + 2 \\ \hline 3 \\ \hline \end{array}$$

$$\begin{array}{r} + 7 \\ \hline 4 \\ \hline \end{array}$$

$$\begin{array}{r} + 9 \\ \hline 1 \\ \hline \end{array}$$

$$\begin{array}{r} + 3 \\ \hline 0 \\ \hline \end{array}$$

$$\begin{array}{r} + 4 \\ \hline 4 \\ \hline \end{array}$$



Help the ladybug and butterfly  
to become friends

