

Number Work Activity Book

Junior Nursery



This book belongs to

Name :

Class : Sec :

Junior Nursery – Number Work

You are free to copy and redistribute the material in any format or medium. You must give appropriate credit and you may not use the material for commercial purposes without the permission of the author. If you remix, transform, or build upon the material, you may not distribute the modified material.

You can write to 'Vedritam Group' (Formerly D.A.V Group, Chennai) 212-213, Avvai Shanmugam Salai, Gopalapuram, Chennai-600086 or email to publications@davchennai.org to seek permission to print all or only certain chapters of the book.

The publisher of this book is solely responsible and liable for its content including but not limited to the views, representations, descriptions, statements, information, opinions and references.



Preface

This Junior Nursery Number Work Activity Book has been thoughtfully designed to introduce young learners to the world of numbers through simple, interactive, and enjoyable activities.

The book provides step-by-step practice in recognizing, tracing, writing, and understanding numbers from 1 to 10. Through activities such as tracing the dots, colouring objects, circling numbers, counting pictures, matching sets, and joining dots, children gradually build number sense and confidence.

Beyond number recognition, the activities focus on developing important foundational skills such as observation, comparison, logical thinking, and fine motor coordination.

Each page is carefully structured to move from guided practice to independent work, ensuring that children learn at a comfortable pace. The activity-based approach promotes learning by doing, making mathematics less abstract and more relatable.

Teachers and parents play an important role in encouraging children to count objects around them, observe numbers in daily life, and appreciate their efforts. With positive guidance and practice, children will develop a strong foundation in numeracy that supports future learning.

We hope this Number Work Activity Book makes learning numbers a joyful experience and helps every child grow into a confident and enthusiastic learner.

Chennai | May 2026

Secretary
Vedritam Group
(Formerly D.A.V Group, Chennai)



Acknowledgements

We sincerely acknowledge and appreciate the invaluable contribution of our nursery teachers in developing this textbook. Their dedication, creativity, and deep understanding of young learners have enriched the content, making it engaging and meaningful, and laying a strong and nurturing foundation for their lifelong educational journey.

Vedritam Group
(Formerly D.A.V Group, Chennai)



Table of Contents


Sl.no	Content	Page Number
1.	Number 1	6 & 7
2.	Number 2	8 & 9
3.	Number 3	10 & 11
4.	Number 4	12 & 13
5.	Number 5	14 & 15
6.	Number 6	16 & 17
7.	Number 7	18 & 19
8.	Number 8	20 & 21
9.	Number 9	22 & 23
10.	Number 10	24 & 25
11.	Draw a string from each balloon to the child	26
12.	Match the children with their hats	27
13.	Circle the big ones	28
14.	Match the dice	29
15.	Colour the picture using the number code	30 & 31
16.	Cut the odd one	32 & 33
17.	Count and match	34 - 37
18.	Count and ring the correct number	38 & 39
19.	Colour the beads as per the given number	40 & 41
20.	Colour the picture to the given number	42 & 43
21.	Circle	44 & 45
22.	Rectangle	46 & 47
23.	Triangle	48 & 49
24.	Square	50 & 51
25.	Match	52 & 53
26.	Colour the quilt	54 & 55
27.	Join the dots	56 - 58
28.	Complete the picture	59
29.	Draw for the given number	60




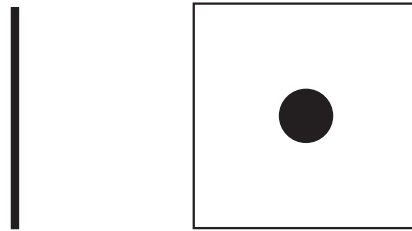
Trace the dots

↓	↓	↓	↓
⋮	⋮	⋮	⋮





Circle



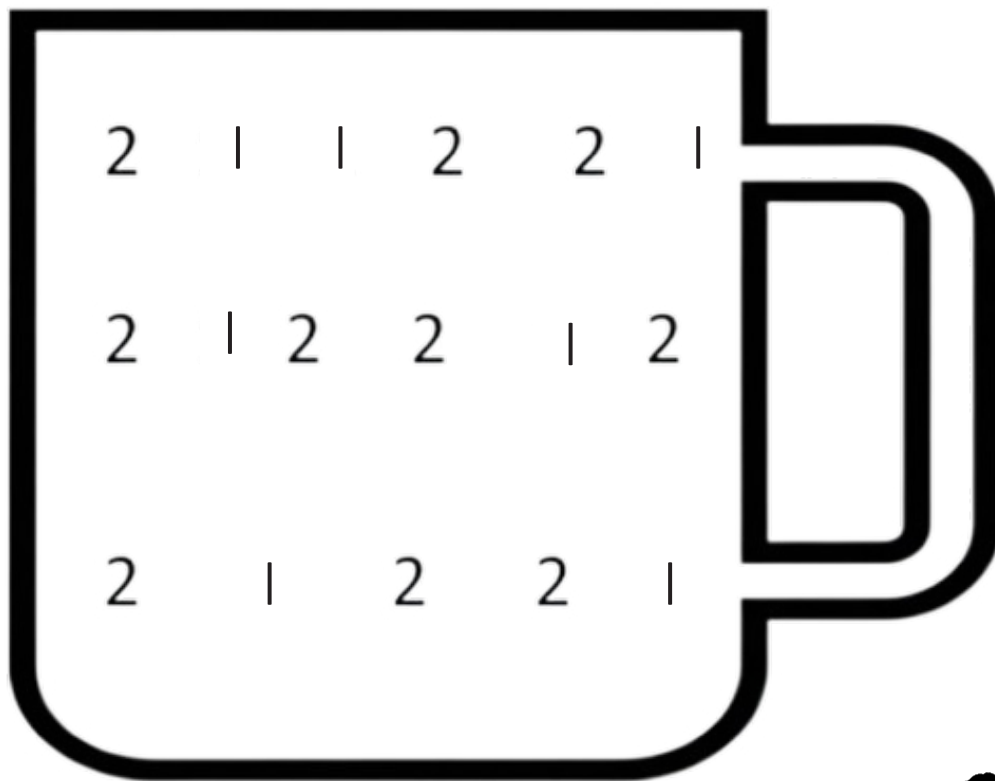
Colour the Sun



Trace the dots



2	2	2	2
			

Circle 







Colour the teapots

2





Trace the dots

3	3	3	3
			





Circle




Colour the monkeys



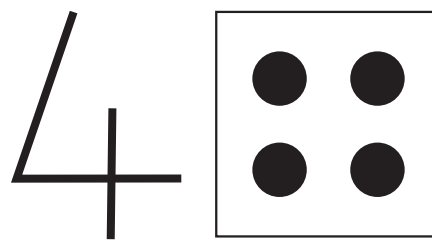
Trace the dots

4	4	4	4
			

Circle




Colour the rabbits



Trace the dots



5	5	5	5
5	5	5	5

Circle 5







Colour the ducks


5



Trace the dots


6	6	6	6
			

Circle 







Colour the stars


6



Trace the dots

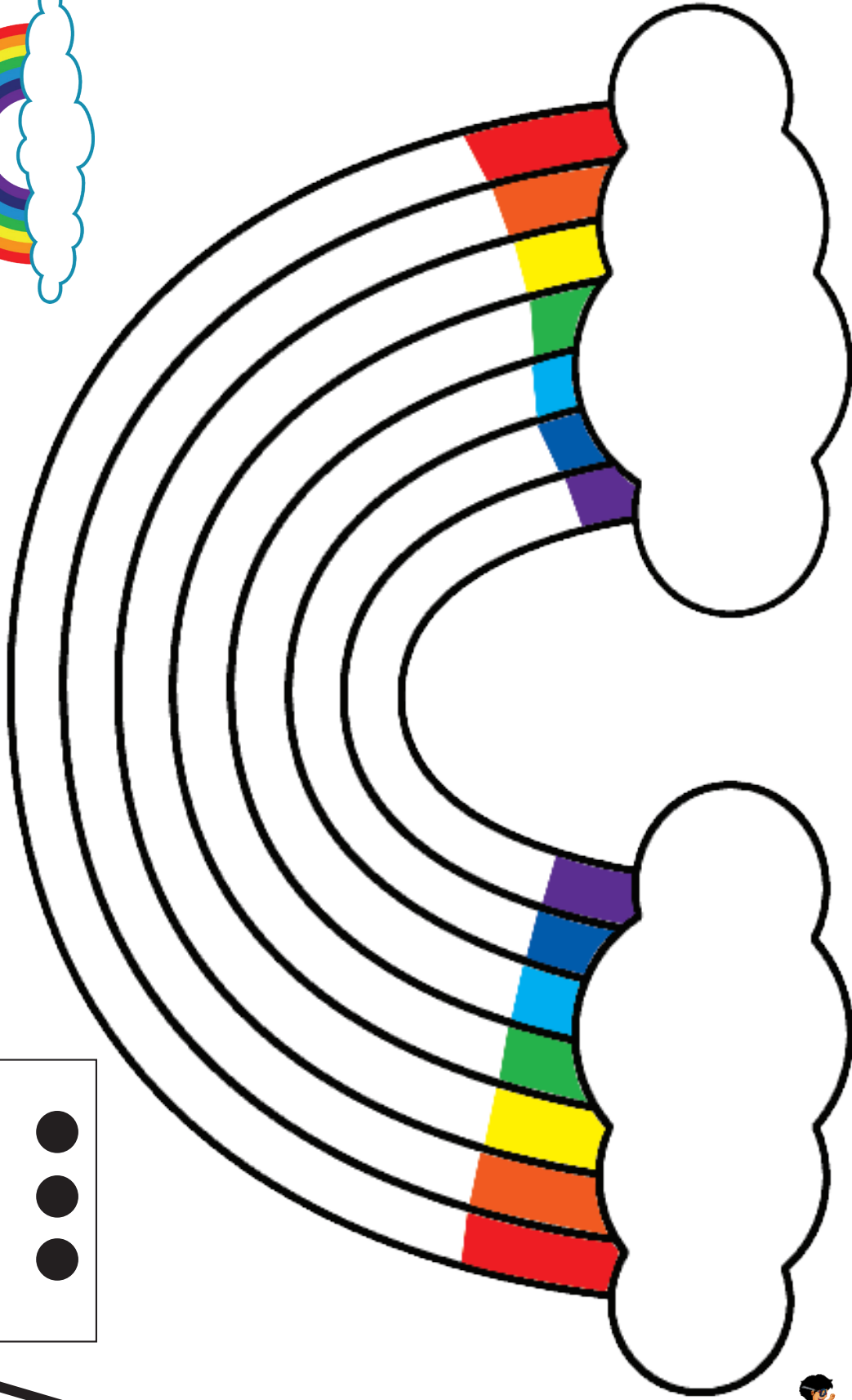

7	7	7	7
			

Circle 







Rainbow has 7 colours. Let us colour


7



Trace the dots



8	8	8	8
			

Circle 



Colour the spaces that have number 8


8





Trace the dots

9	9	9	9
9	9	9	9





Circle 9



Colour only 9 apples




Trace the dots

10	10	10	10
			



Circle

10







Draw 10 chicks

10


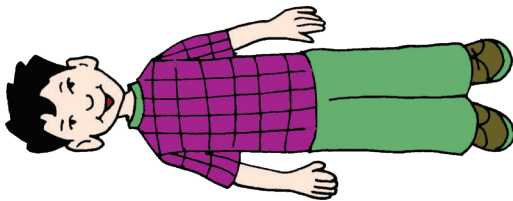

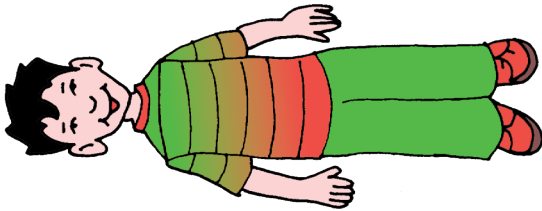

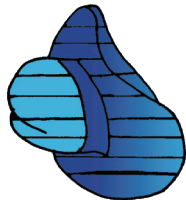
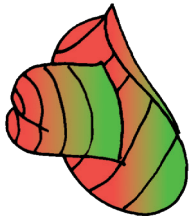
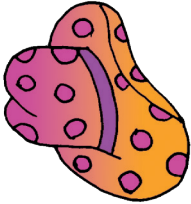


Draw a string from each balloon to the child.






Draw a balloon for the last child













Match the children with their hats



Circle the big ones




Match the dice


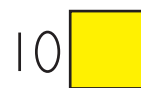


Colour the picture using the number code

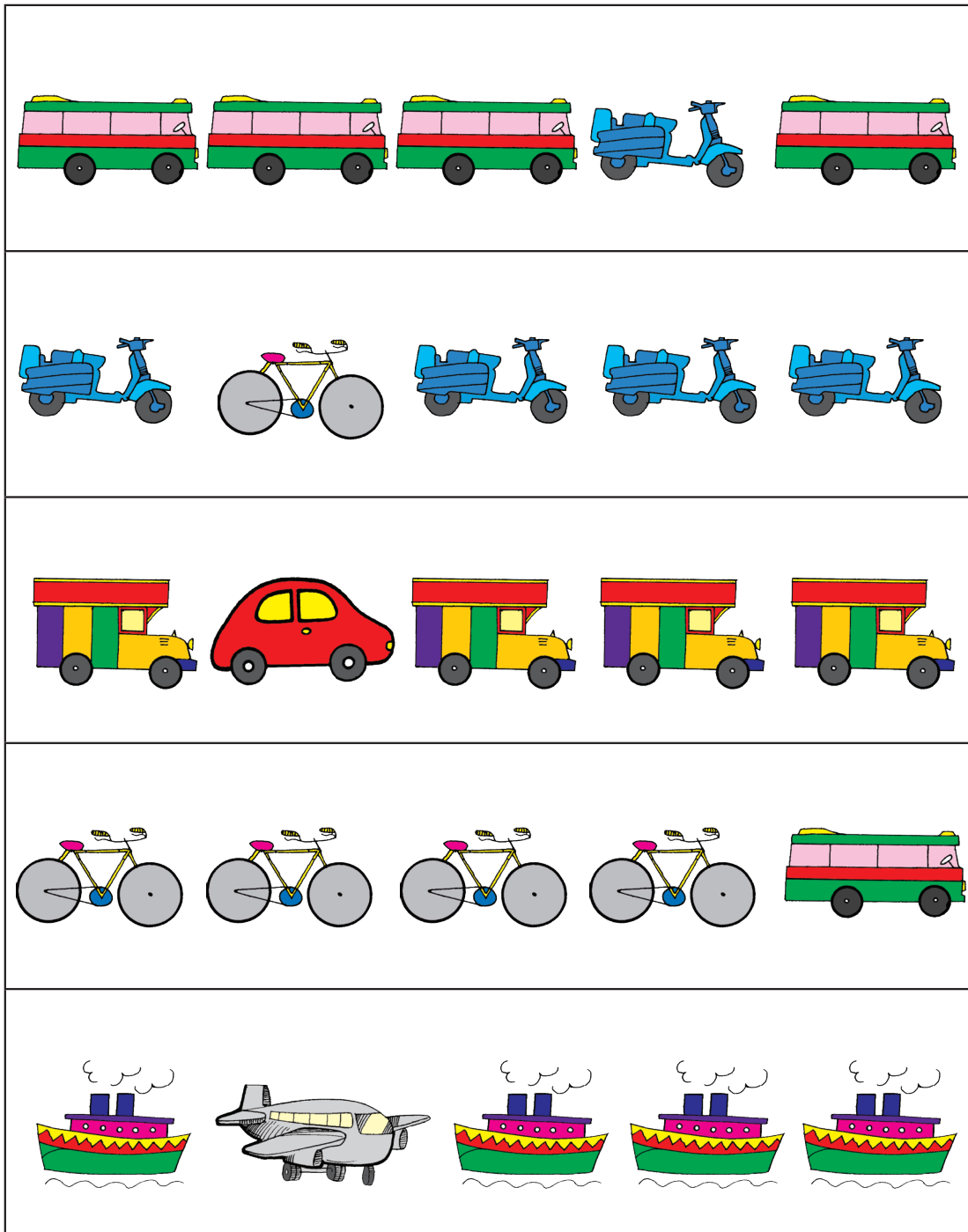
- 1  2  3  4  5 




Colour the picture using the number code




Cut the odd one




Cut the odd one




Count and match




1




2



3




4



5



Count and match




2



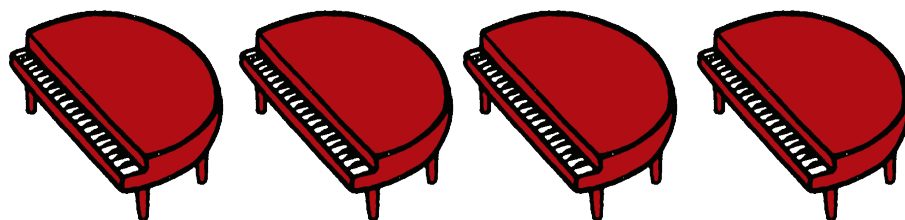
3



1



4



5



Count and match



5



4



1











3








2



Count, write and match




Count and ring the correct number


	5 6 7
	2 3 1
	2 3 4
	4 2 3
	5 4 6




Count and ring the correct number




2 3 4




2 3 1



5 4 6



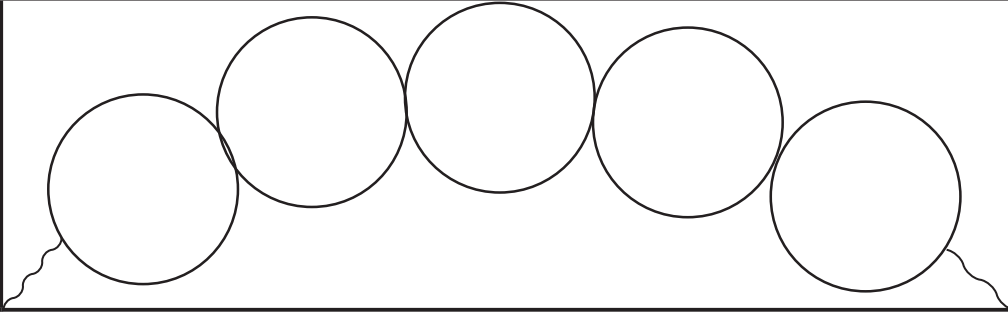
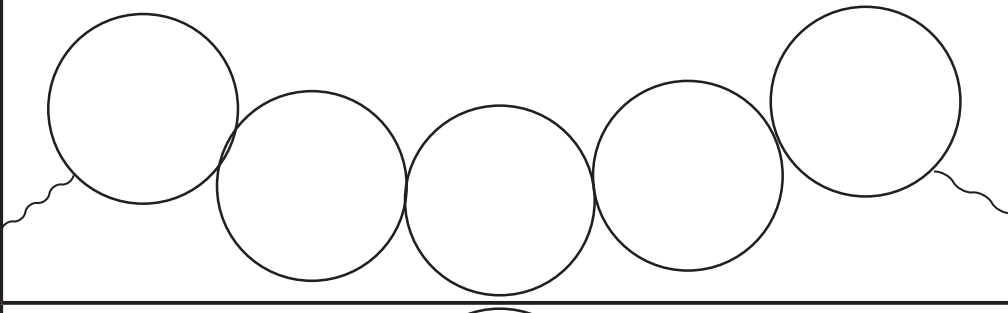

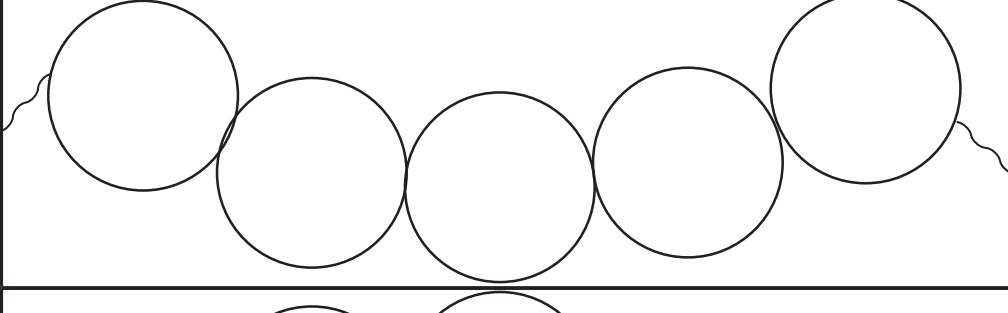

2 3 4



5 7 6

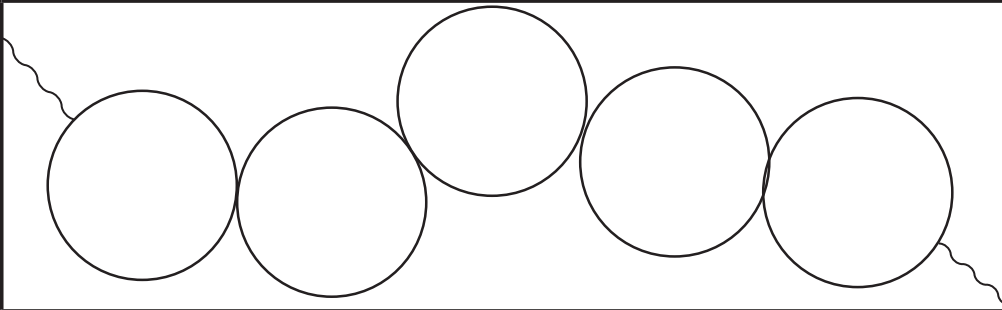
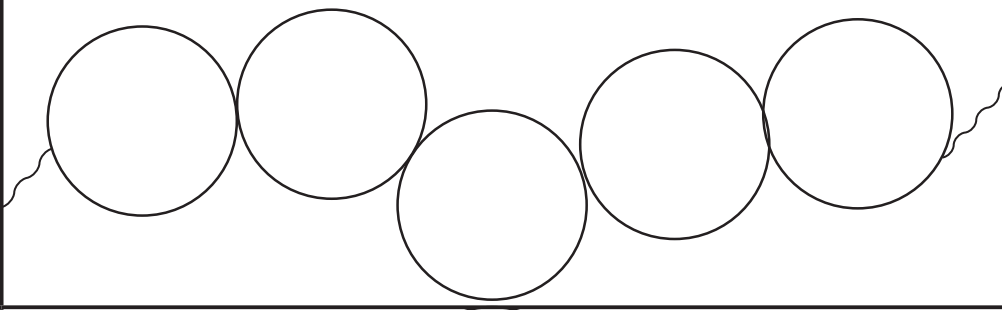
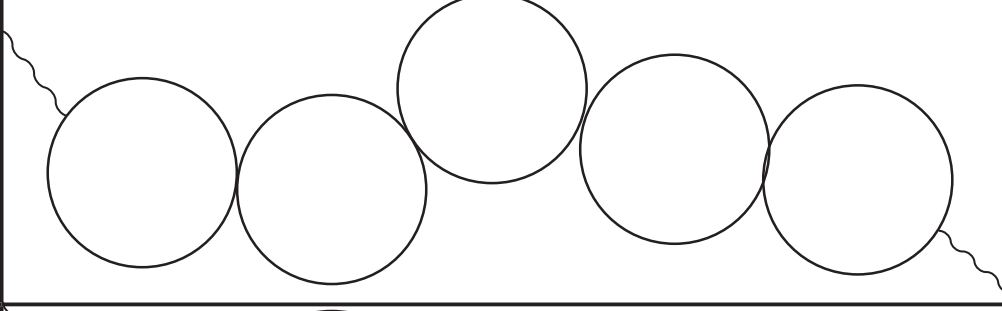
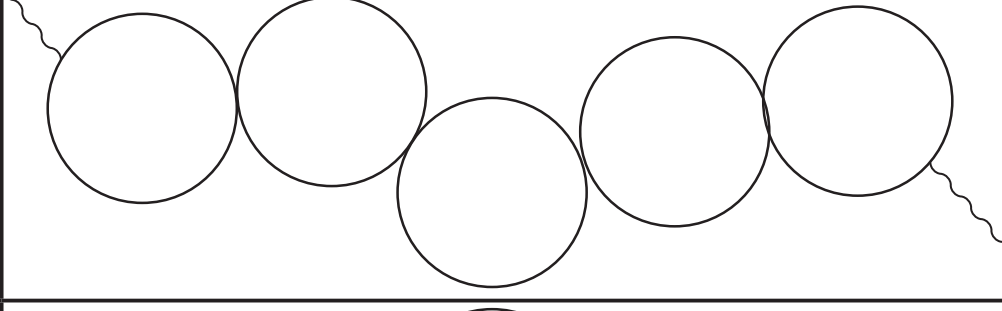



Colour the beads as per the given number

1	
2	
3	
4	
5	








Colour the beads as per the given number

5	
3	
1	
4	
2	































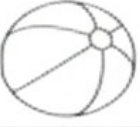
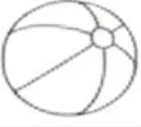
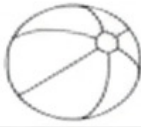
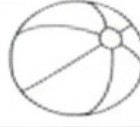
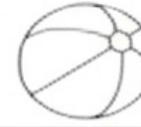
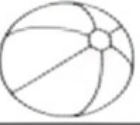
















Colour the pictures for the given number

1	
2	
3	
4	
5	









Colour the pictures for the given number

6					
					
7					
					
8					
					
9					
					
10					
					



Draw for the given shape




Circle

A circle is round.

Trace the circle.

Draw a face inside the circle.



Draw circles.



Draw for the given shape



Rectangle

A rectangle has four sides.

Two sides are long. Two sides are short.

Trace the rectangle.

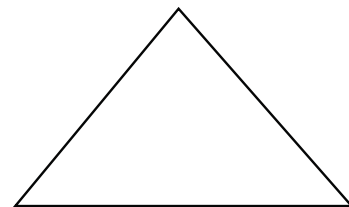
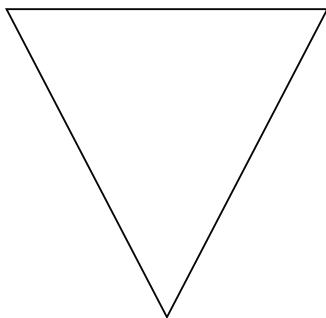
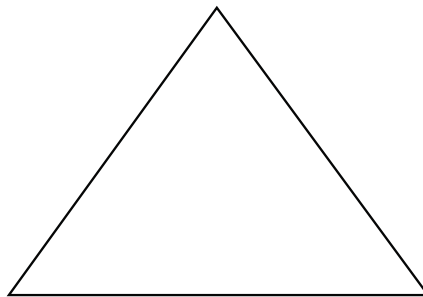
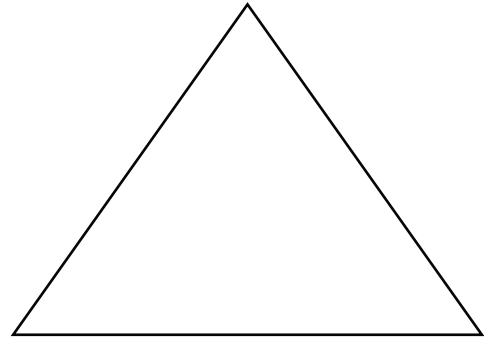
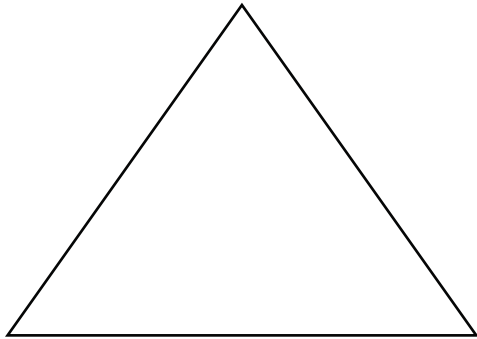
Draw a picture inside the rectangle.



Draw rectangles.




Draw for the given shape



Triangle

A triangle has three sides.






Trace the triangles.



Draw triangles.



Draw for the given shape




Square

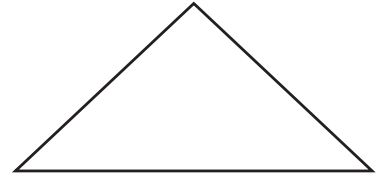


A square has four equal sides.

Trace the square.

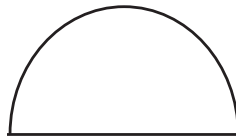
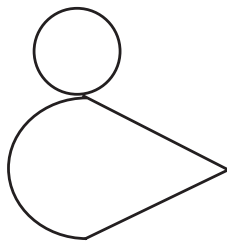
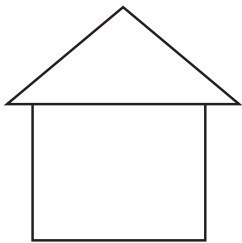




Draw a house using the square.




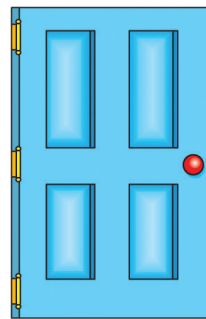




Match




See and draw



Match



Colour the quilt




Colour the



Colour the











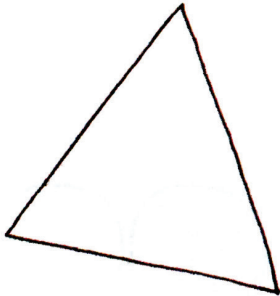

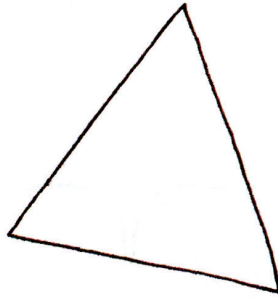

Colour the




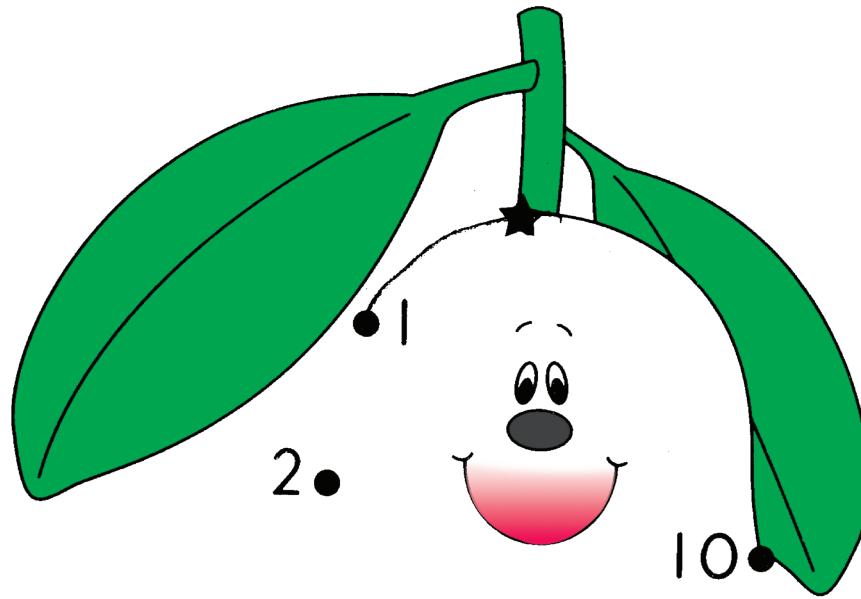
Colour the




Colour the



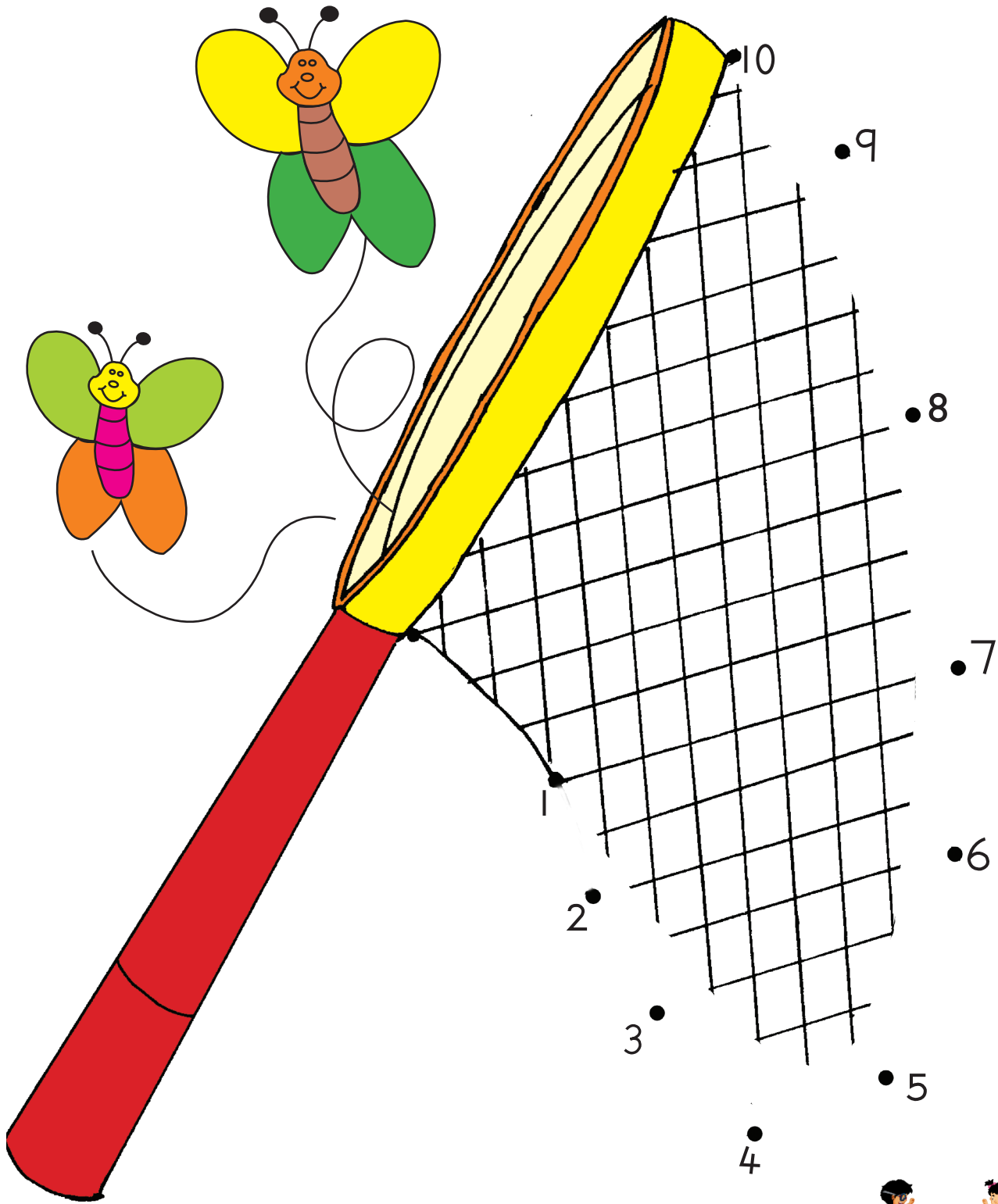
Join the dots 1 to 10





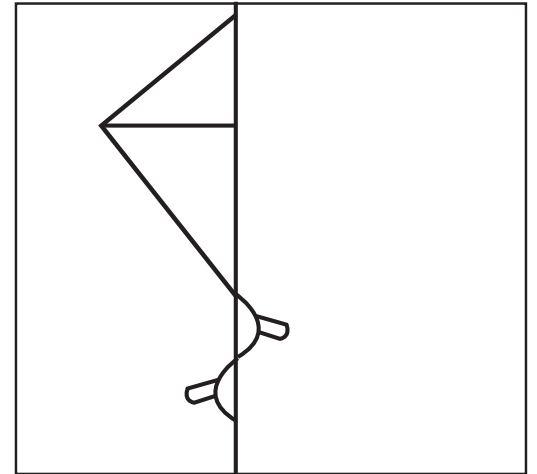
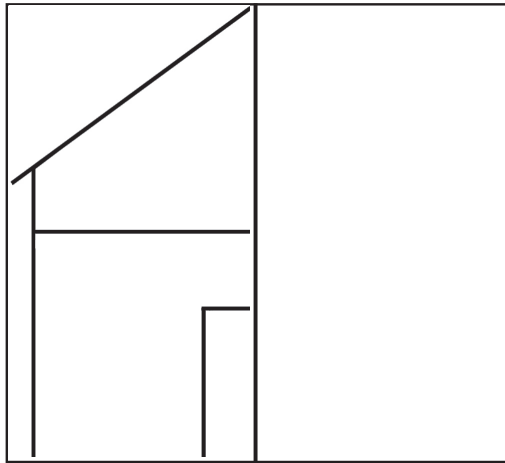

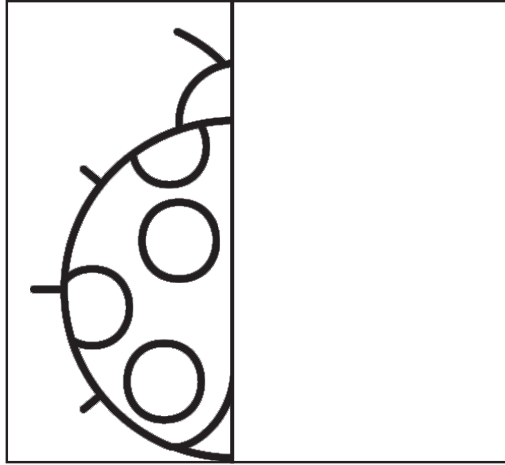
Join the dots 1 to 10








Join the dots 1 to 10



Complete the picture



Draw for the given number

 1	 2	 3	 4	 5

