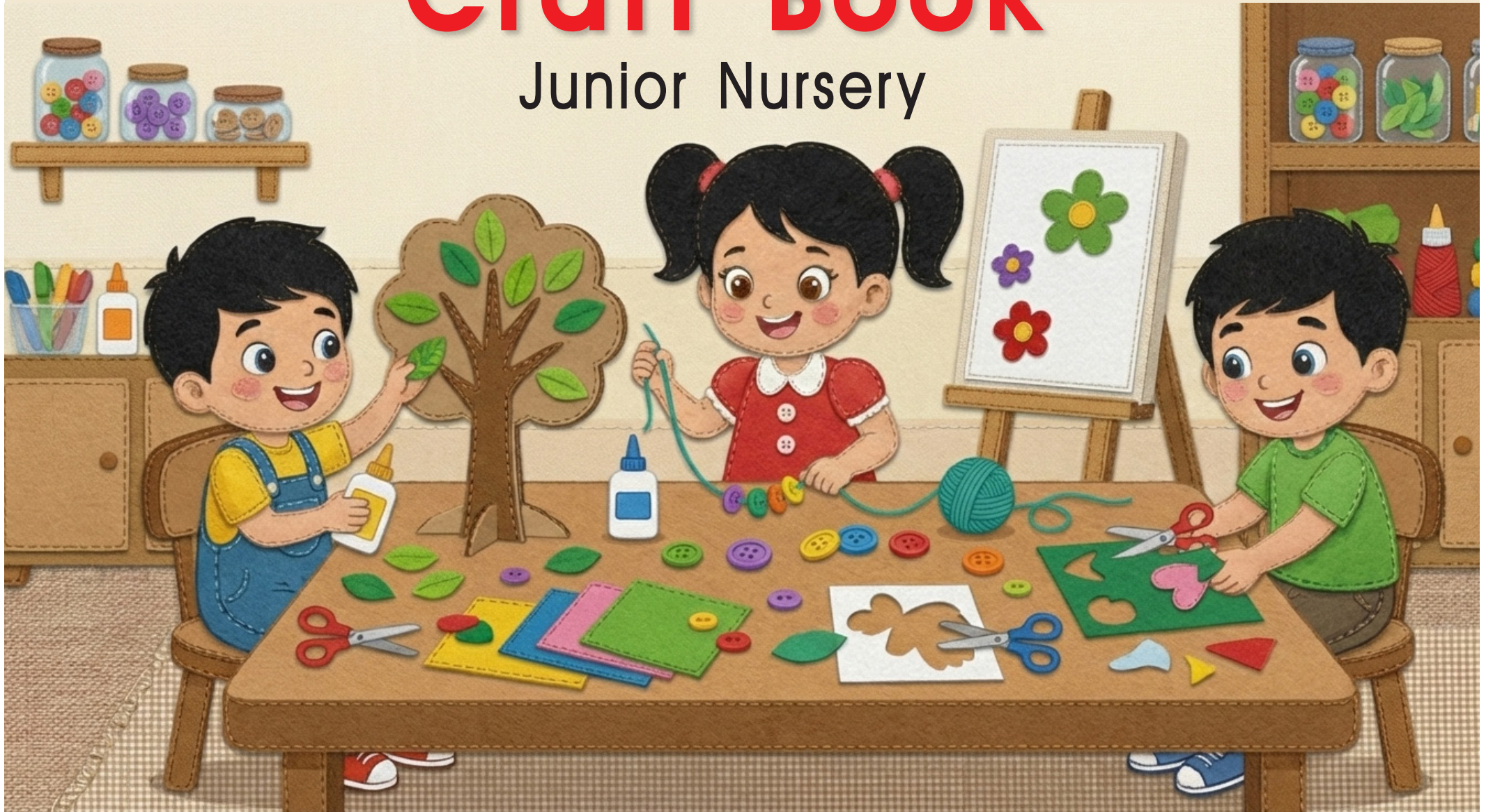


# Craft Book

## Junior Nursery



This book belongs to

Name : .....

Class : ..... Sec : .....

## Junior Nursery – Craft

You are free to copy and redistribute the material in any format or medium. You must give appropriate credit and you may not use the material for commercial purposes without the permission of the author. If you remix, transform, or build upon the material, you may not distribute the modified material.

You can write to 'Vedritam Group' (Formerly D.A.V Group, Chennai) 212–213, Avvai Shanmugam Salai, Gopalapuram, Chennai–600086 or email to [publications@davchennai.org](mailto:publications@davchennai.org) to seek permission to print all or only certain chapters of the book.

The publisher of this book is solely responsible and liable for its content including but not limited to the views, representations, descriptions, statements, information, opinions and references.



# Preface

A child learns best not only by listening or observing, but by doing. This Junior Nursery Craft Book has been thoughtfully designed to provide young learners with hands-on experiences that nurture imagination, creativity, and fine motor skills in a fun and meaningful way.

Craft activities play a vital role in early development. Through simple techniques such as finger printing, vegetable printing, paper pasting, cotton sticking, leaf rubbing, palm printing, and foam work, children explore colours, textures, and shapes while strengthening hand-eye coordination and concentration.

The book follows an activity-based approach where children learn concepts through exploration. Familiar objects such as leaves, bottle caps, ear buds, vegetables, and everyday craft materials are creatively used to help children connect classroom learning with the world around them. These engaging tasks also foster patience, independence, and confidence as children proudly complete their creations.

In addition to developing artistic skills, the activities promote observation, creativity, and self-expression. Children are encouraged to experiment with colours, textures, and patterns, allowing their imagination to flourish freely. Teachers and parents are important partners in this creative journey. With gentle guidance and encouragement, every child can discover the joy of making something with their own hands.

We hope this Craft Book brings smiles, sparks imagination, and lays a strong foundation for lifelong creativity and learning.

Chennai | May 2026

**Secretary**  
Vedritam Group

(Formerly D.A.V Group, Chennai)



# Acknowledgements

We sincerely acknowledge and appreciate the invaluable contribution of our nursery teachers in developing this textbook. Their dedication, creativity, and deep understanding of young learners have enriched the content, making it engaging and meaningful, and laying a strong and nurturing foundation for their lifelong educational journey.


Vedritam Group  
(Formerly D.A.V Group, Chennai)



## Table of Contents

Sl.no	Content	Page Number
1	A-Alligator	6 & 7
2	M-Mitten	8 & 9
3	S-Snail	10 & 11
4	T-Tree	12 & 13
5	P-Pineapple	14 & 15
6	I-Indian Flag	16 & 17
7	N-Nest	18 & 19
8	C-Caterpillar	20 & 21
9	R-Rooster	22 & 23
10	D-Duck	24 & 25
11	O-Ocean	26 & 27
12	G-Grapes	28 & 29
13	L-Ladybug	30 & 31
14	F-Fish	32 & 33
15	B-Butterfly	34 & 35
16	E-Eagle	36 & 37
17	H-Hedgehog	38 & 39
18	U-Umbrella	40 & 41
19	J-Joker	42 & 43
20	V-Vegetables	44 & 45
21	K-Kite	46 & 47
22	W-Watermelon	48 & 49
23	Y-Yak	50 & 51
24	X-X-ray fish	52 & 53
25	Z-Zebra crossing	54 & 55
26	Q-Quilt	56 & 57






Materials required

- Light green and dark green papers



# Alligator – Bit pasting



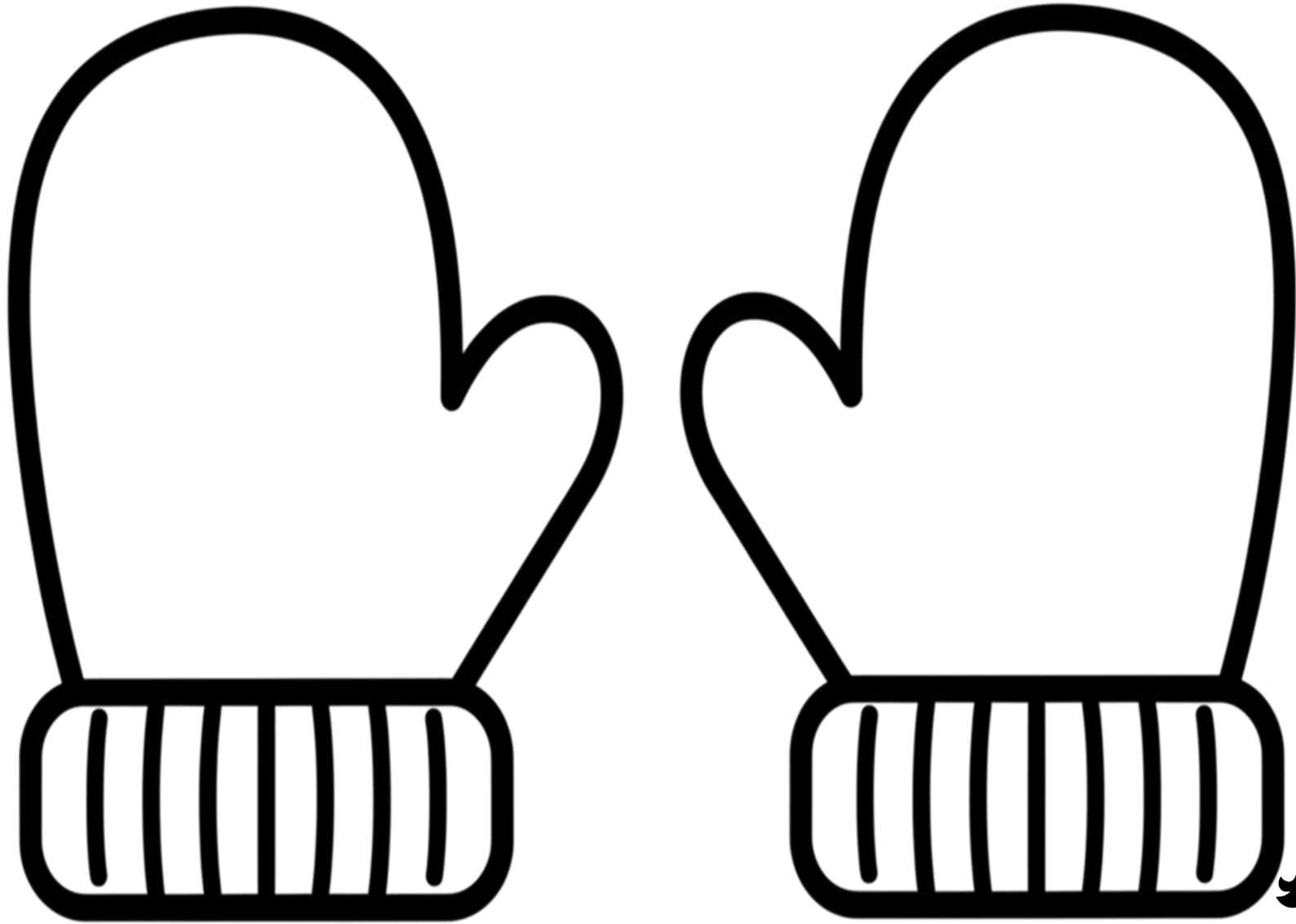


## Materials required

- Colour papers
- Cotton



# Mittens – Colour paper and Cotton sticking



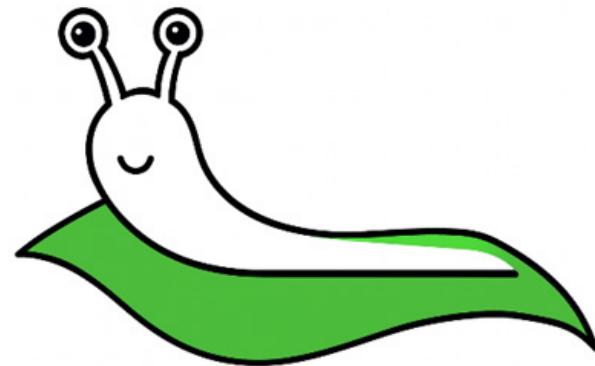
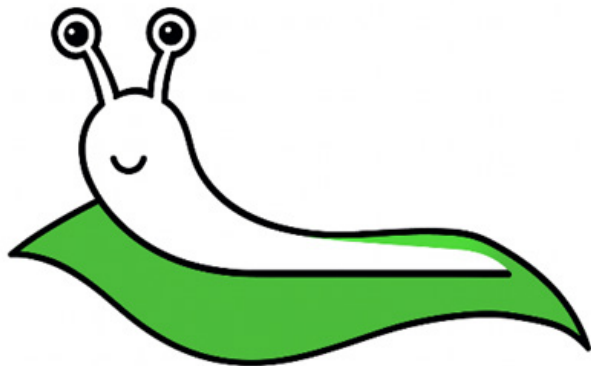
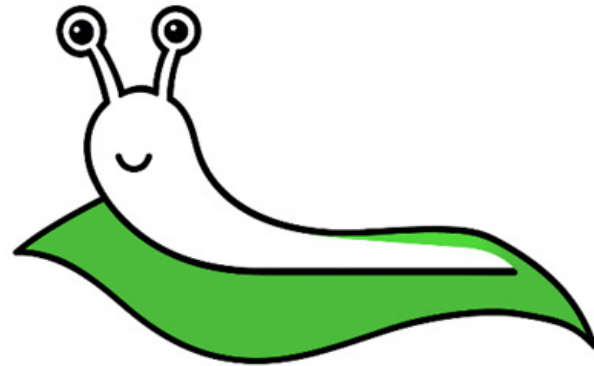
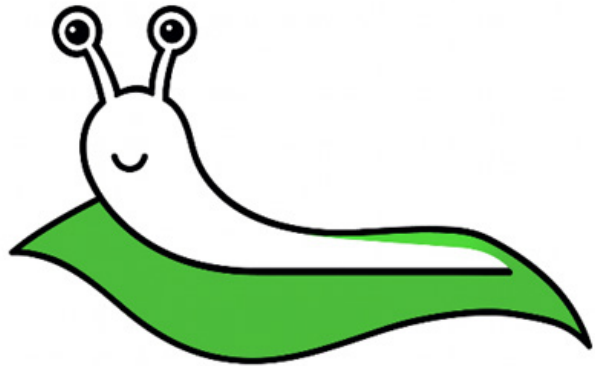


## Materials required

- Paint (yellow, pink and brown colour)
- Onion



# Snails – Onion print







- Materials required
- Paint – (Light and dark green colour)
  - Ear buds



# Tree - Ear buds print






## Materials required

- Paint – (yellow and brown colour)
- Bubble wrap



# Pineapple - Bubble wrap print



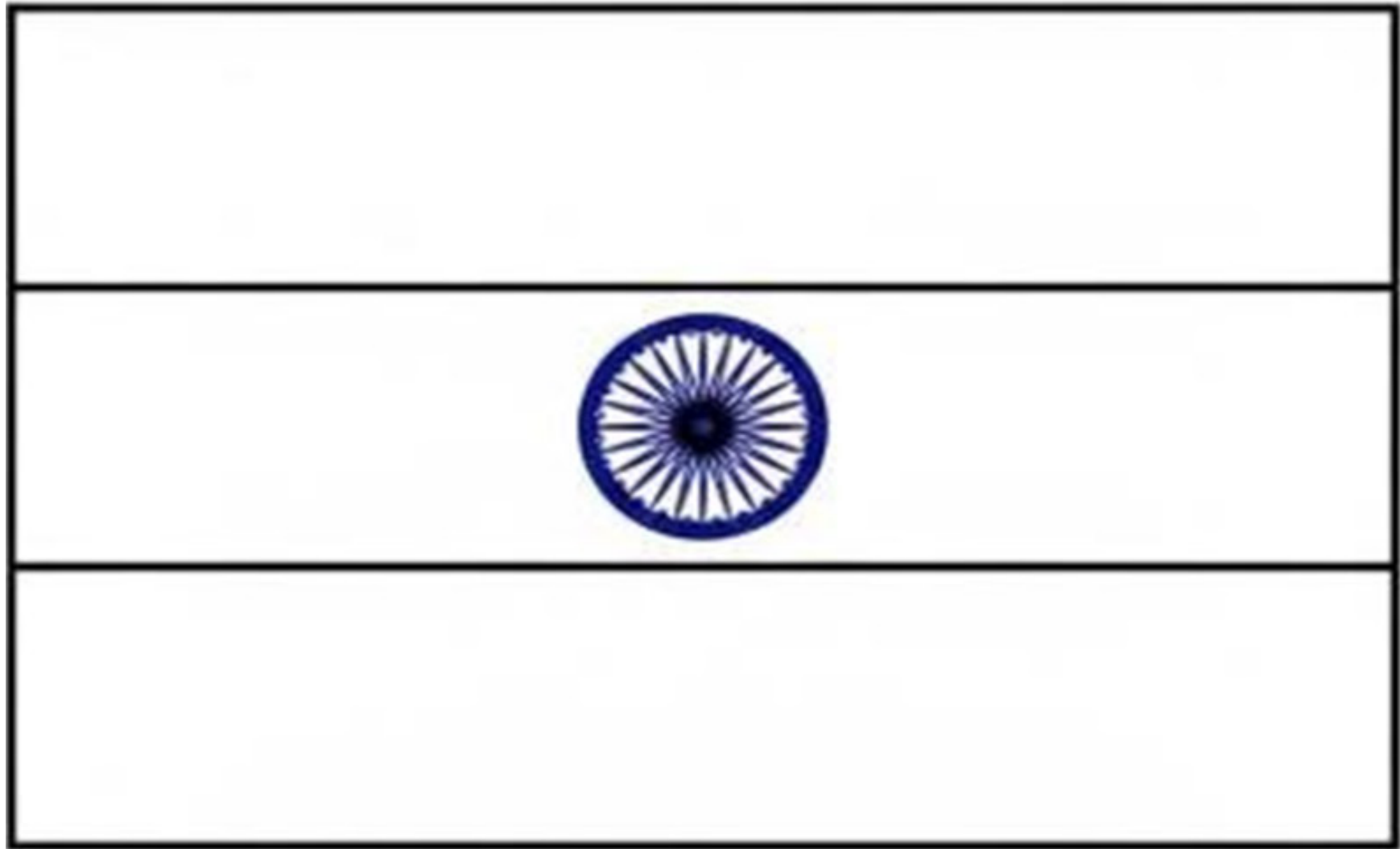


Materials required

- Paint: (orange and green colour)
- Lady's finger



# Indian flag – lady's finger print







Materials required

- Coconut coir



# Nest - Coconut coir







Materials required

- Paint: green colour
- Bitter gourd



# Caterpillar – Bitter gourd print







Materials required

- Pencil shaving



# Rooster - Pencil shaving







## Materials required

- Paper plate
- Paint: Yellow colour



# Duck – paper plate






Materials required

- Paint: Light blue colour
- Cotton



# Ocean – Crayon wash



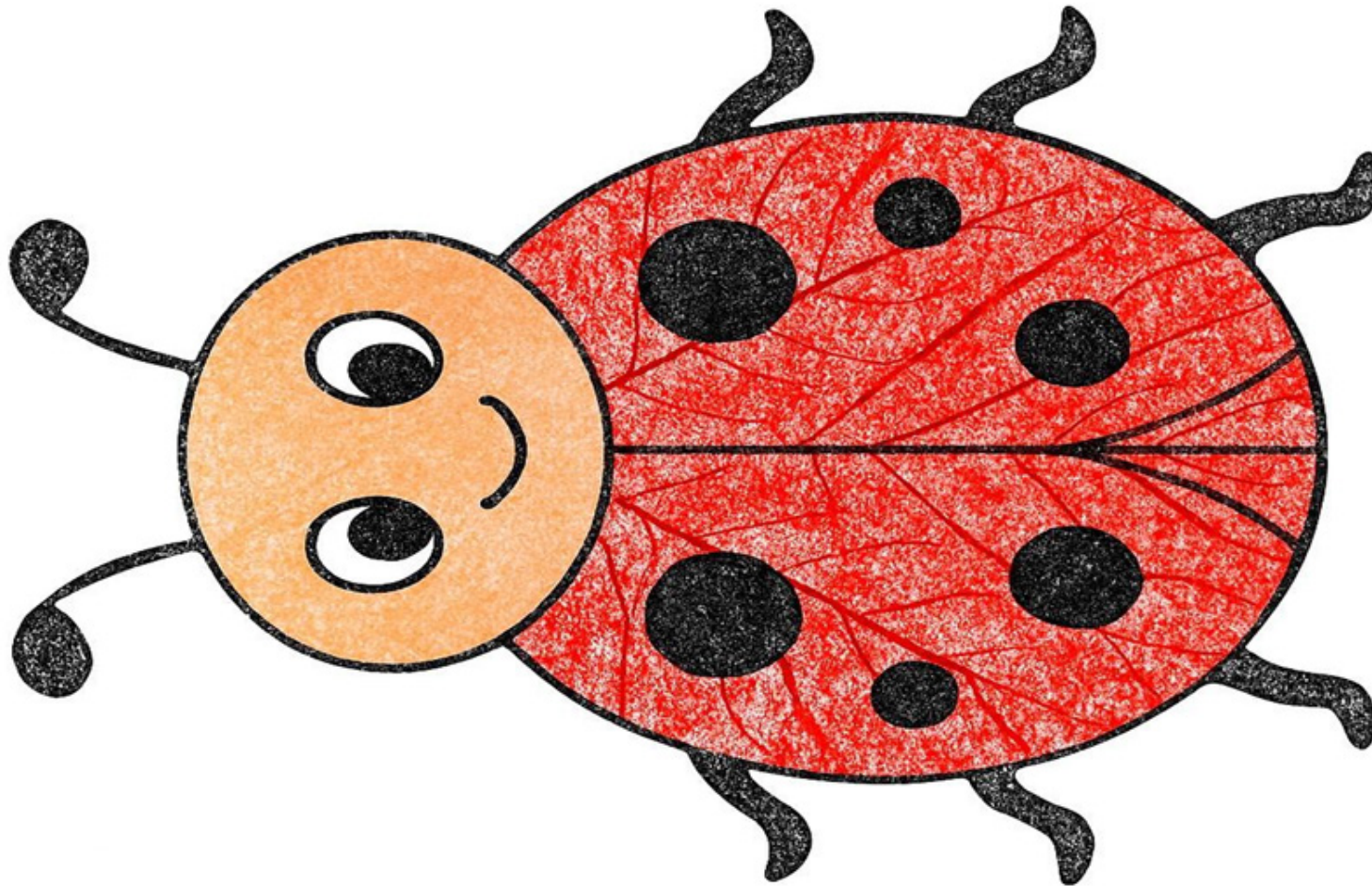


- Materials required
- Paint: Purple colour
  - Bottle cap



# Grapes - Bottle cap print






## Materials required

- Leaf
- Red crayon



# Ladybug – Leaf rubbing






Materials required

- Crape paper (different colours)



# Fish-crape paper sticking







Materials required

- Paint – Different colours



# Butterfly – finger print







## Materials required

- Paint : Brown colour



# Eagle – Palm print for wings






Materials required

- Paint: Brown colour
- Fork



# Hedgehog - Fork print





Materials required

- Ice cream sticks



# Umbrella – Icecream sticks






Materials required

- Crumpled paper : Any 3 colours
- Red glitter foam



Joker - crape paper rolling  
and sticking






Materials required

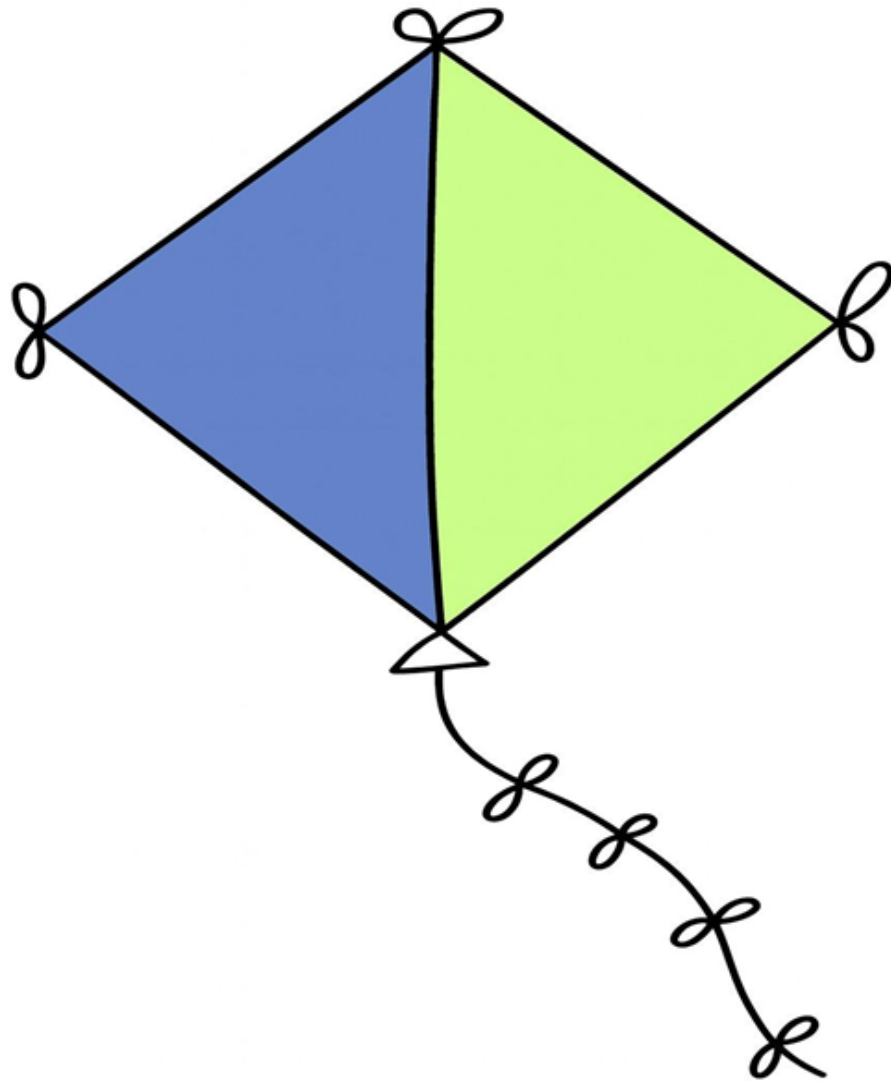
- Vegetable stickers



# Vegetables Vendor - Vegetables


sticker






Materials required

- Colour paper : Any 2 colours




# Kite - Colour paper



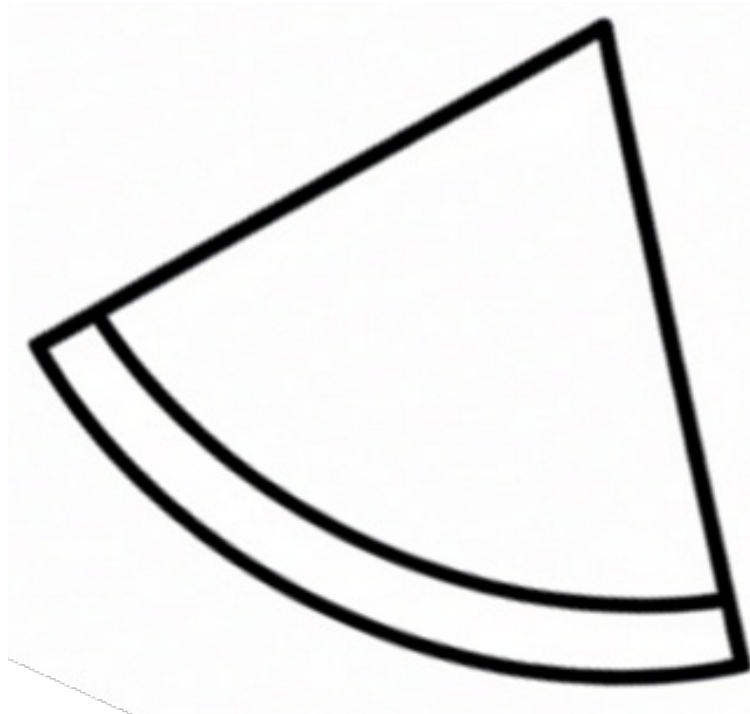
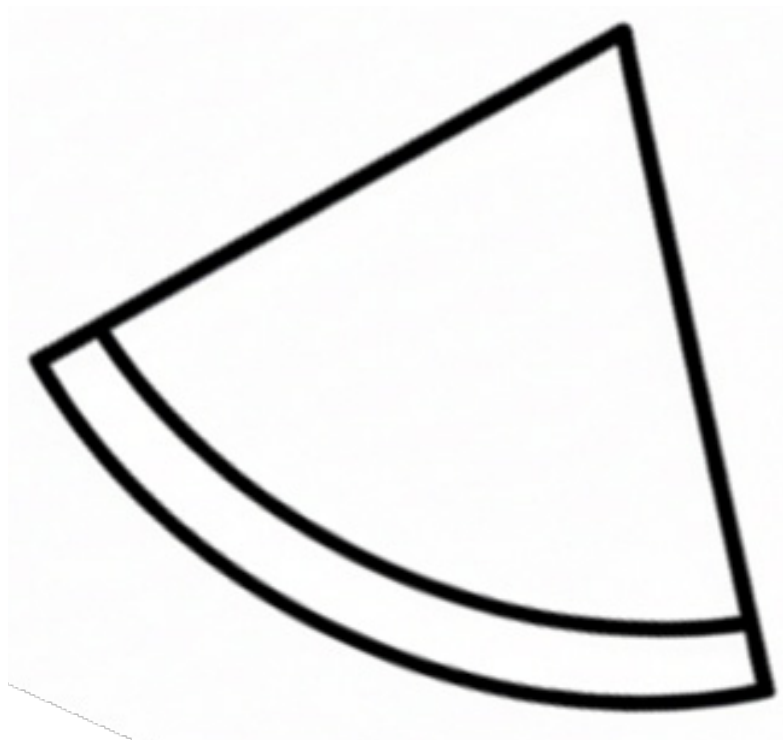


## Materials required

- Black paper / foam / chart



# Watermelon - stick black foam / chart for seeds






Materials required

- Black / brown wool



# Yak – stick wool








## Materials required

- Ear buds




# X-ray fish - stick ear buds







## Materials required

- White paper/chart /foam



# Zebra crossing - White strips





## Material required

- Foam bits



# Quilt – foam bits pasting

