


English Book Volume - 2

Junior Nursery



This book belongs to

Name :

Class : Sec :

Junior Nursery – English Book Volume 2

You are free to copy and redistribute the material in any format or medium. You must give appropriate credit and you may not use the material for commercial purposes without the permission of the author. If you remix, transform, or build upon the material, you may not distribute the modified material.

You can write to 'Arya Samaj Seva Foundation' 212-213, Avvai Shanmugam Salai, Gopalapuram, Chennai-600086 or email to publications@davchennai.org to seek permission to print all or only certain chapters of the book.

The publisher of this book is solely responsible and liable for its content including but not limited to the views, representations, descriptions, statements, information, opinions and references.

MRP

Preface

Early childhood education is not merely about learning letters and numbers—it is about nurturing curious minds, kind hearts, and confident learners. The LKG and UKG Series have been thoughtfully designed to provide young children with a joyful, meaningful, and value-based learning experience rooted in Indian culture and global learning practices.

This English series for example, follows a holistic, phonics-based, and child-centric approach that strengthens the four essential language skills—Listening, Speaking, Reading, and Writing. Through engaging stories, interactive activities, sound families, blends, and simple grammar exercises, children are guided step by step to build strong foundational English skills in a natural and enjoyable way.

Recognising that children learn best when learning is connected to life, culture, and emotions, this series integrates Socio-Emotional and Cultural Learning (SECL). Beyond developing academic competence, the books encourage values such as respect, sharing, cleanliness, friendship, perseverance, and service. Stories and activities are carefully woven with Indian Knowledge Systems (IKS), helping children appreciate their heritage while developing a sense of belonging and responsibility.

At the heart of this series lies our proprietary S.A.T.V.I.C. Design Framework:

- **S** – Skill Building through Stories and Activities
- **A** – Activity Before Concept for experiential learning
- **T** – Think Before and After to strengthen understanding
- **V** – Value Integration for character building
- **I** – Indic Knowledge for cultural grounding
- **C** – Co-creation of Knowledge through participation

This framework ensures that learning moves beyond rote memorisation to meaningful exploration, reflection, and creativity.

Each lesson is designed to encourage observation, expression, imagination, and collaboration. The series aims to prepare children not only for academic success but also for life—by nurturing empathy, resilience, cultural awareness, and independent thinking. Teachers and parents are partners in this journey, supporting children as they discover language, values, and their own unique potential. We hope that these books inspire young learners to love reading, enjoy learning, respect their roots, and grow into responsible, compassionate, and confident individuals.

With warm wishes for a joyful learning journey,

Chennai | May 2026

Secretary
Arya Samaj Seva Foundation

Acknowledgements

We sincerely acknowledge and appreciate the invaluable contribution of our nursery teachers in developing this textbook. Their dedication, creativity, and deep understanding of young learners have enriched the content, making it engaging and meaningful, and laying a strong and nurturing foundation for their lifelong educational journey.

This content is developed from the original works of D.A.V. Group of Institutions, with a significant contribution from Discover Learning.

Wrapper Design

Ms.Hamsavani Raman and Team

Technical Support

Smt. R.Dharshini Ragamathy, B.Sc., M.A

TABLE OF CONTENTS

4	Alphabet Set 3 - O, G, L, F, B _____	7
5	Alphabet Set 4 - E, H, U, J, V _____	33
6	Alphabet Set 5 - K, W, Y, X, Z, Q _____	59



Letter

O o

It's story time!



Ollie the otter had an orange orchard. On an ordinary morning, Ollie was struggling. The enormous oranges hung high on the orange trees, and he could not pluck any of them. "Oh, no!" he sighed. He remembered his friend, Oscar the octopus, who had eight helpful arms! Ollie quickly called for Oscar.

Oscar zoomed over and, with his eight strong arms, plucked many, many oranges at the same time! Ollie and Oscar organized the oranges that filled their baskets. "That was a wonderful teamwork!" Ollie exclaimed, offering Oscar an orange.



Rhyme time!

o for octopus o for owl
ou ou ou [2]
octopus in the ocean,
owl in the orchard
ou ou ou [2]




Which is your favourite animal?

*Listening Activity. Not for reading.


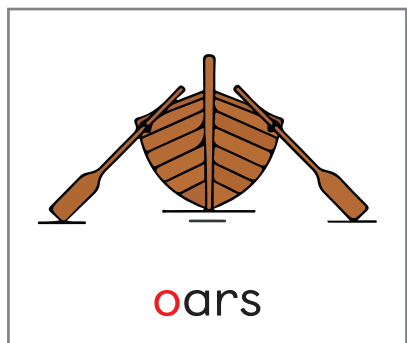


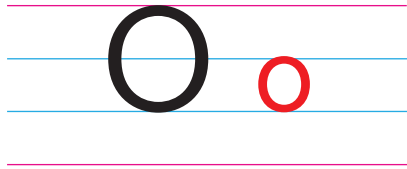


Daana - Charity

Letter




Let's learn a few words starting with the letter 'o'




Note: Children are not expected to read the full words. The words are only to help associate the alphabet with pictures.


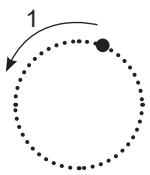
Letter



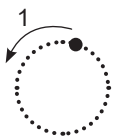
Fill the arms of the octopus with 'o'



Trace the uppercase letter and write below.



Trace the lowercase letter and write below.



It's story time!



Ganga had a green garden where a goat and a goose lived happily. One day, Ganga gave the goose some grapes and fresh grass. The goose was so delighted that it laid a golden egg!



Rhyme time!

g for grass g for gardener
guh guh guh (2)
grass in the garden (2)
guh guh guh (2)



Do you like grapes?

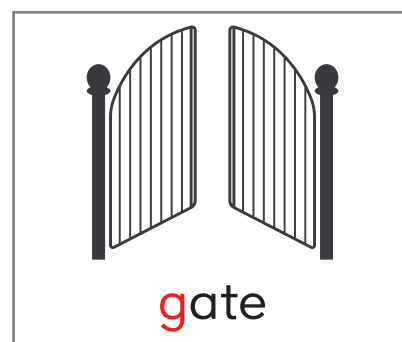



*Listening Activity. Not for reading.



Daya - Compassion

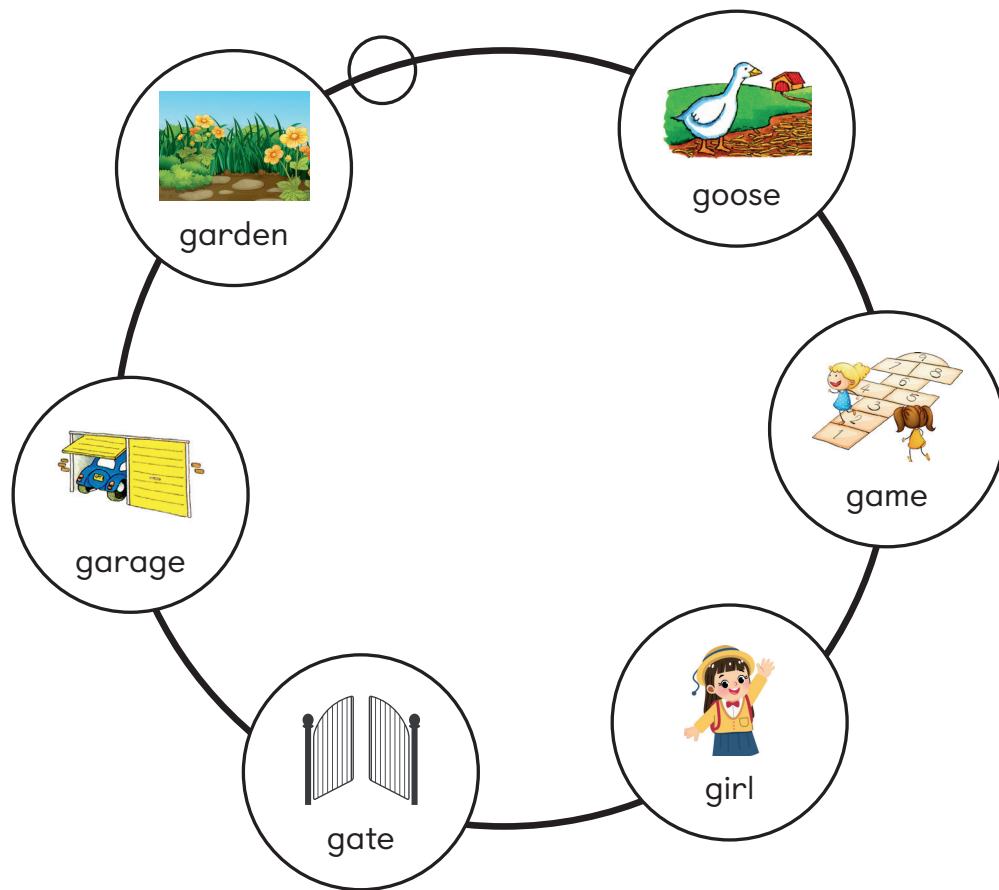
Let's learn a few words starting with the letter 'g'.

G g

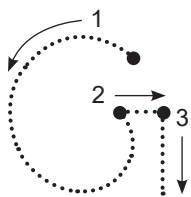


Note: Children are not expected to read the full words. The words are only to help associate the alphabet with pictures.

Draw beads to make a garland.

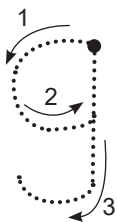


Trace the uppercase letter and write below.



Tracing and writing practice for uppercase 'G' on four-line handwriting paper. The first row contains four dotted 'G's for tracing. Below are two blank rows for independent writing.

Trace the lowercase letters and write below.



Tracing and writing practice for lowercase 'g' on four-line handwriting paper. The first row contains four dotted 'g's for tracing. Below are two blank rows for independent writing.

Let's read.

dog

fog

dig

fig

pig

wig

big

hog

log

jog



I can read!

Letter

L I

It's story time!



Leela loved her little lamb. One sunny day, Leela and her lamb went to the lush green field. The lamb liked to leap over logs and gently lick the lilies. Leela enjoyed watching her lamb run and laugh. It was a truly lovely day for Leela and her lamb.



Rhyme time!

L for lion
L for log
luh luh luh (2)
lion on the log lion on the log
luh luh luh (2)

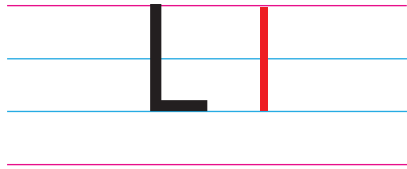


How do you eat a lollipop?

*Listening Activity. Not for reading.




Let's learn a few words starting with the letter 'l'




lock



lighthouse



log




lamp



ladder




lollipop



lion




leopard



lamb



leaf




lemon


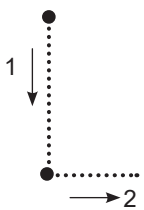
Note: Children are not expected to read the full words. The words are only to help associate the alphabet with pictures.



Join the dotted lines



Trace the uppercase letter and write below.



Trace the lowercase letter and write below.



Letter

L I

Let's read.

lip

lit

lid

log

lap

lad

log

lot



I can read!

It's story time!



A fox found a frog near a farm. The quick little frog leapt towards the fence in a flash. The fox laughed and said, "That was funny!" The fox and the frog soon became friends and played happily together in the field.



Rhyme time!

f for fan f for father
 fuh fuh fuh(2)
 see the father switch on the fan
 fuh fuh fuh (2)



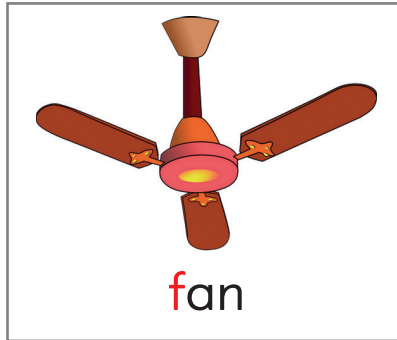

Have you been to a farm?

*Listening Activity. Not for reading.


Letter

F f

Let's learn a few words starting with the letter 'f'.



fan



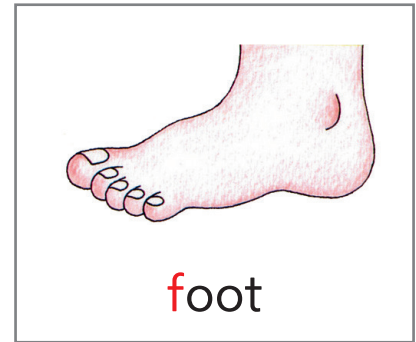
fence



feather



father



foot



family



fox




fire



five



fingers



food

Note: Children are not expected to read the full words. The words are only to help associate the alphabet with pictures.

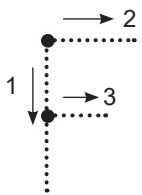
Letter

F f

Colour the pictures that begin with letter 'f'.

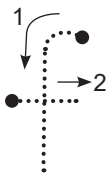


Trace the uppercase letter and write below.



Four sets of handwriting lines (top blue, middle pink, bottom blue) for practicing the uppercase letter 'F'. Each set contains a dotted 'F' for tracing and a blank space for writing.

Trace the lowercase letter and write below.



Four sets of handwriting lines (top blue, middle pink, bottom blue) for practicing the lowercase letter 'f'. Each set contains a dotted 'f' for tracing and a blank space for writing.

Letter

F f

Let's read.

fat

fan

fab

fog

fit

fig

if

fin



I can read!

It's story time!



Little baby Bini watched her big brother brushing his teeth. Bini pointed at brother's toothbrush and said "Buh-buh-buh..." . Brother smiled and gave a new brush to Bini. "Buh... buh... buh..." said Bini, the baby, and opened her mouth wide. "Bah! Haa! Haa!" laughed brother and said, "Bini, you don't have any teeth! How will you brush?"



Rhyme time!

b for ball, b for basket
buh buh buh (2)
put the ball in the basket
buh buh buh (2)



Do you brush your teeth daily?

*Listening Activity. Not for reading.

Letter

B b

Let's learn a few words starting with the letter 'b'

B b




bell




ball



butterfly



banana




bear



baby



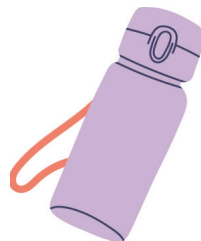
bucket



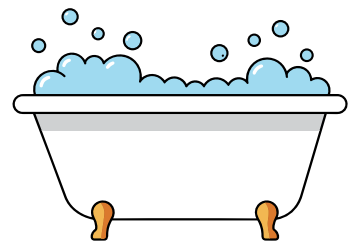
book



bag



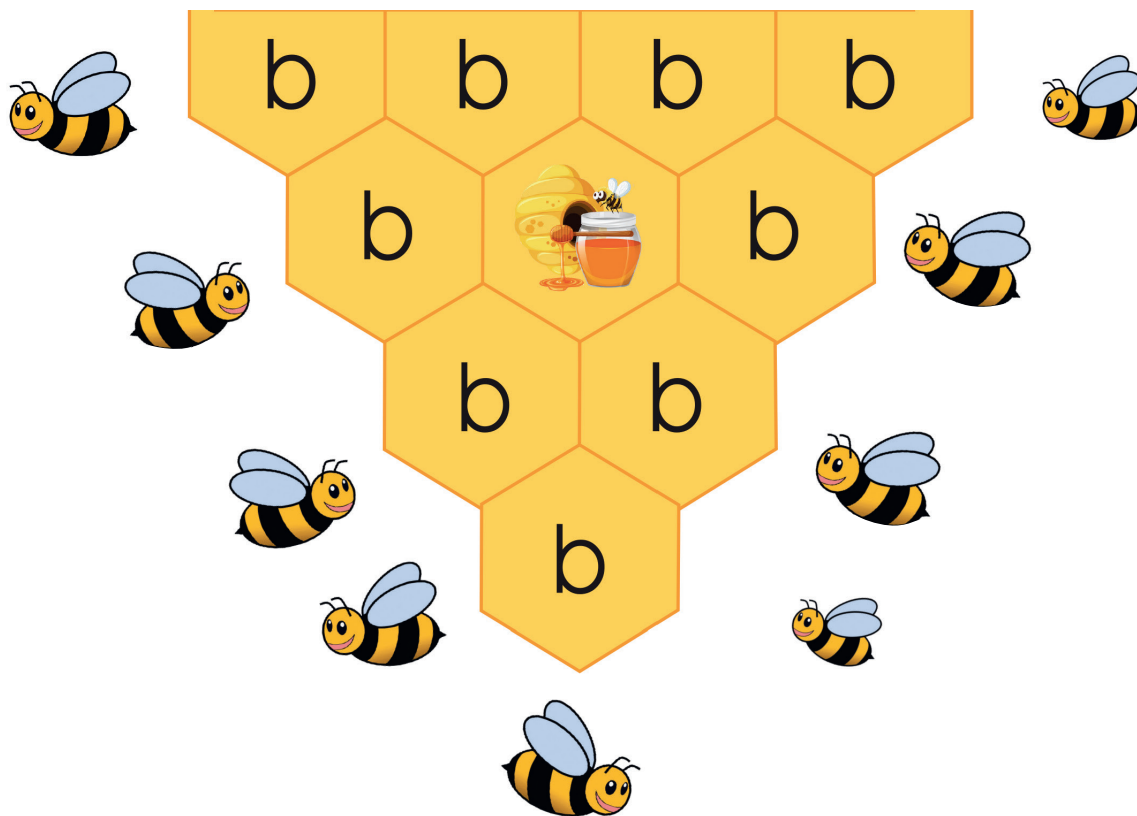
bottle



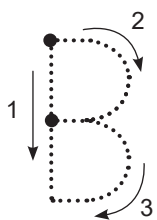
bubbles

Note: Children are not expected to read the full words. The words are only to help associate the alphabet with pictures.

Match 'b' to each bee

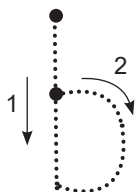


Trace the uppercase letter and write below.



Four sets of handwriting lines (top pink, middle blue, bottom pink). The first set contains four dotted uppercase 'B's for tracing. The remaining three sets are blank for independent practice.

Trace the lowercase letter and write below.



Four sets of handwriting lines (top pink, middle blue, bottom pink). The first set contains four dotted lowercase 'b's for tracing. The remaining three sets are blank for independent practice.

Letter

B b

Let's read.

bat

ban

bag

lab

bit

bid

bin



big



I can read!

Review

Match the word to picture.

bat	<input checked="" type="radio"/>	<input type="radio"/>	
bag	<input type="radio"/>	<input type="radio"/>	
bin	<input type="radio"/>	<input type="radio"/>	
fan	<input type="radio"/>	<input type="radio"/>	
pot	<input type="radio"/>	<input type="radio"/>	

Dolch Words

look

make

me

my

not

one

play

red

run

said

Reading

Let's read.

I see a **bag**.

I see a **bin**.

I see a big **bat**.

I see a **bat in the bag**.

I play with my **bat**.



Reading

Let's read.

Look at my **bag**.

Look at the **bee**.

Look at the red **fan**.

Look at the **big pot**.

Look at the **pig**.



Review

Review of O G L F B

O O O O O

o o o o o

G G G G G

g g g g g

L L L L L

l l l l l

F F F F F


f f f f f

B B B B B

b b b b b

Review - O G L F B

Circle the first letter of each picture.



o g l



f b o



g l f




b o g



l f b



O G L



F B O





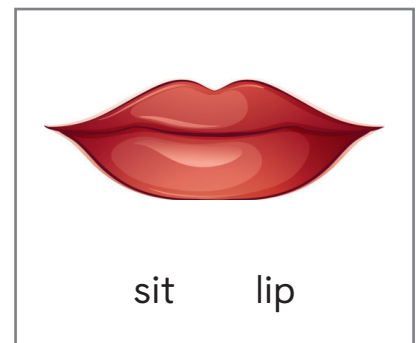


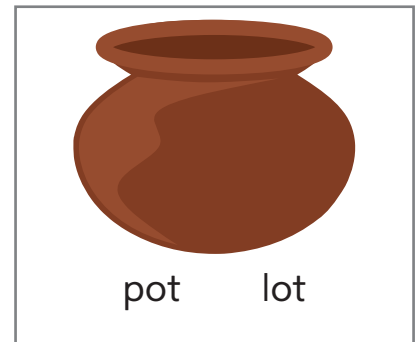
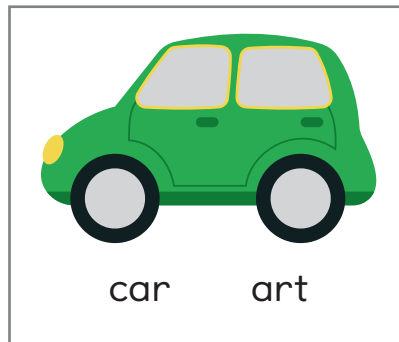

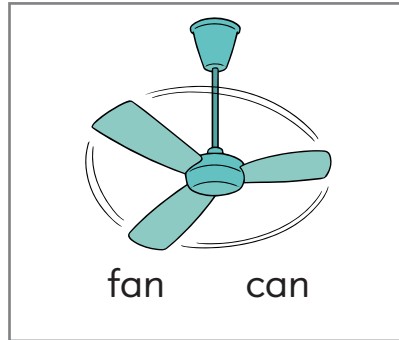
G L F



B O G

Review

Circle the correct word.



It's story time!



Ellie the elephant loved sleeping and said “Ehhhhhhh” to everything. Mother encouraged her to exercise and explore, but Ellie simply rolled over every time . Finally, Mother said, “Let’s go have breakfast!” Ellie immediately jumped up and shouted, “Yay! My exciting time!” She happily ran off to enjoy her yummy breakfast



Rhyme time!

e for elephant e for earth
eh eh eh (2)
so many elephants on the earth
eh eh eh (2)



What is your favourite breakfast?

*Listening Activity. Not for reading.


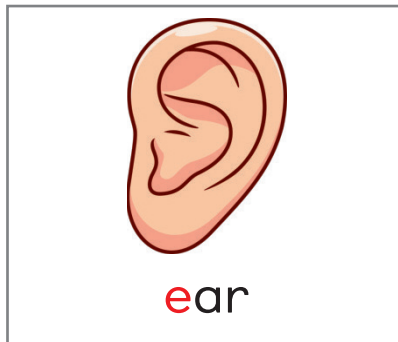





Dama - control of mind

Letter

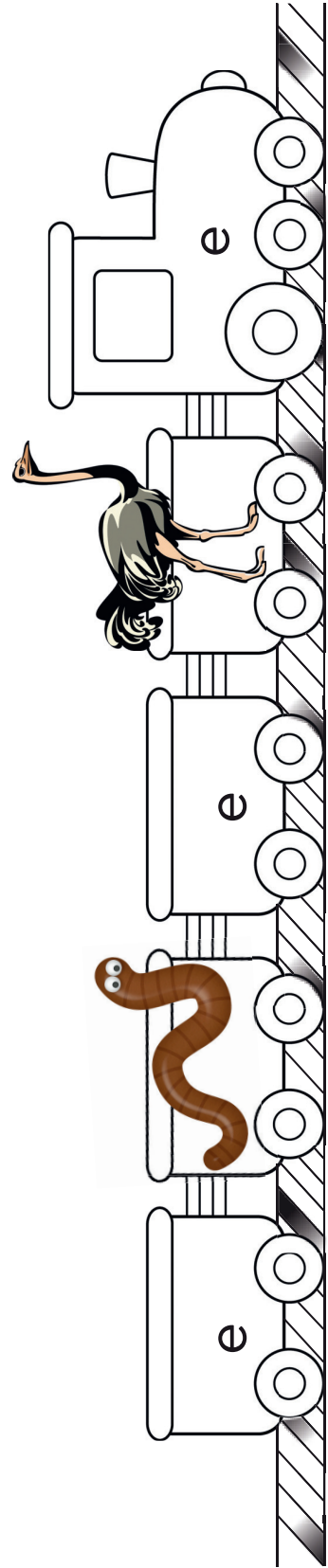


Ee

Let's learn a few words starting with the letter 'e'.



Note: Children are not expected to read the full words. The words are only to help associate the alphabet with pictures.

Colour the engines and boggies that have letter 'E e'.



Review

Let's read.

pet

met

set

net

lit

bit

pit

sit



I can read!

It's story time!




Hari the horse hopped over the hill. There, he found a happy hen wearing her little hat. But the hen had lost her way. Hari helped her find her home. The hen smiled and said, "Thank you, helpful Hari!"



Rhyme time!



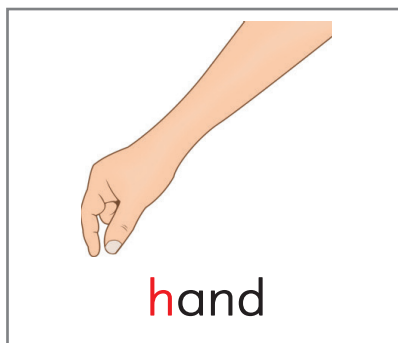

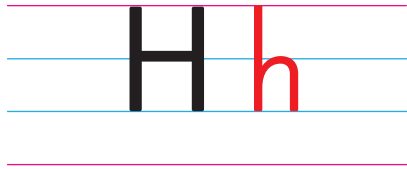
h for hut h for hen
huh huh huh (2)
hen on a hut
huh huh huh (2)



When do you say
Thank you?





















*Listening Activity. Not for reading.

Let's learn a few words starting with the letter 'h'.

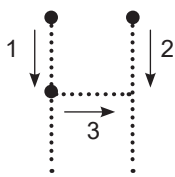


Note: Children are not expected to read the full words. The words are only to help associate the alphabet with pictures.

String the similar pictures as shown in the box.

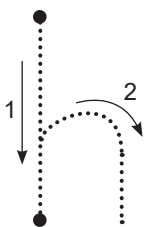
	   
	   
	   
	   

Trace the uppercase letter and write below



Tracing practice lines for uppercase letter H. The first row contains four dotted H's for tracing. Below are three blank sets of handwriting lines (top pink, middle blue, bottom pink) for independent practice.

Trace the lowercase letter and write below.



Tracing practice lines for lowercase letter h. The first row contains four dotted h's for tracing. Below are three blank sets of handwriting lines (top pink, middle blue, bottom pink) for independent practice.

Letter

H h

Let's read.

hit

him

hip

his

hog

hop

her

hid



I can read!

It's story time!




One day, Uni, a little unicorn, went out to play. Suddenly, it began to rain, so Uni quickly opened her umbrella. When she saw her friends getting wet, she rushed over and shared her umbrella with them. All her friends stayed warm and dry under the umbrella, feeling happy and thankful.



Rhyme time!

u for umpire u for Umbrella
 uh uh uh (2)
 see the umpire hold
 the umbrella
 uh uh uh (2)



Whom did you help recently?








Karuna - Compassion

*Listening Activity. Not for reading.

Letter

U u

Let's learn a few words starting with the letter 'u'.



Note: Children are not expected to read the full words. The words are only to help associate the alphabet with pictures.

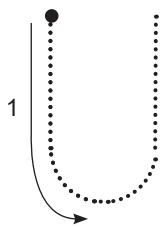
Letter

U u


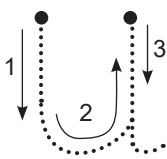
Circle the pictures that are upside down.



Trace the uppercase letter and write below.



Trace the lowercase letter and write below.



Let's read.

bug

hug

dug

mug

rug

cup

run

bun

tug

tub



I can read!

It's story time!



Jinku the jellyfish loved jellybeans but could not open her jar. Her friend Jaguar, who enjoyed jogging, jumping jacks, and juggling, came to help. Jaguar opened the jar, and they shared the jellybeans while juggling and jumping joyfully.



Rhyme time!

j for jug j for juice
juh juh juh(2)
juice in the jug
juh juh juh (2)




What is your favourite juice?

*Listening Activity. Not for reading.


Letter

J j

Let's learn a few words starting with the letter 'j'.



jam



jaguar



jug



jackfruit




joker



juice




jasmine




jellyfish



jet



jungle



jeep

Note: Children are not expected to read the full words. The words are only to help associate the alphabet with pictures.

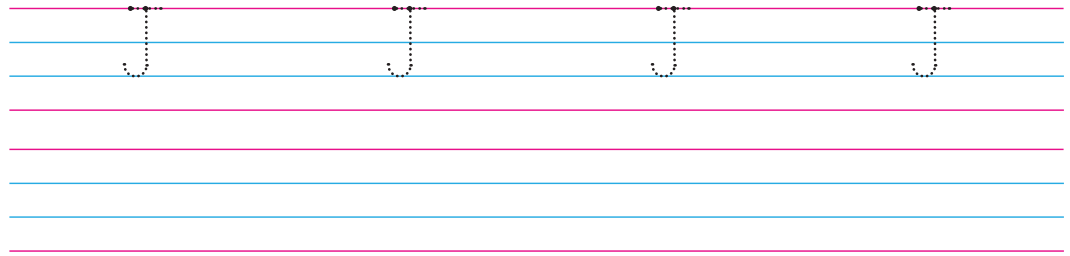
Letter




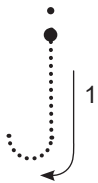
Fill in the jar with jelly beans.



Trace the uppercase letter and write below.



Trace the lowercase letter and write below.



Reading

Let's read.

jug

jam

jet

job

met

set

get

pet

leg

let



I can read!

It's story time!



Varun's family could not decide on a vacation spot. Mother wanted to visit the village, his sister wanted to see a vegetable garden, and Varun wanted to explore a volcano. Father suggested they visit all three in their van! First, they enjoyed delicious food in the village. Next, they picked fresh vegetables from a garden. Finally, they visited a big volcano, which made everyone happy.



Rhyme time!

v for van v for village
vuh vuh vuh (2)
in the van, we go to the village
vuh vuh vuh (2)




Where do you want to go
for your vacation?

*Listening Activity. Not for reading.

Letter

V v

Let's learn a few words starting with the letter 'v'.



vegetables



village



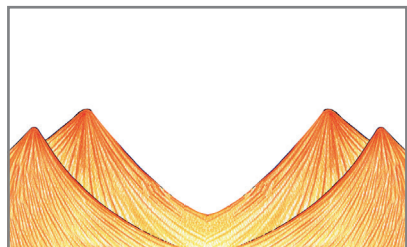
violin



vulture



volcano



valley



vacation



vet

Note: Children are not expected to read the full words. The words are only to help associate the alphabet with pictures.

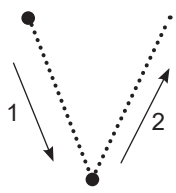
Letter



Circle the words that begin with the letter 'v'

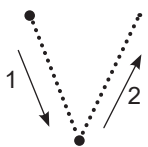


Trace the uppercase letter and write below.



Tracing practice lines for the uppercase letter 'V'. The first row contains four dashed 'V's on a set of three horizontal lines (top, middle, bottom). Below this are two more rows of empty lines for independent practice.




Trace the lowercase letter and write below.



Tracing practice lines for the lowercase letter 'v'. The first row contains four dashed 'v's on a set of three horizontal lines (top, middle, bottom). Below this are two more rows of empty lines for independent practice.

Review

Match word to picture

pen	●	○	10
run	●	○	
ten	●	○	
cup	●	○	
hug	●	○	

Reading

Let's read.

bet

get

let

jet

set

vet

pen

ten

bug

hug



I can read!

Reading

Let's read.

mug

jug

run

rug

gun

sun

cub

tub

cup

jam



I can read!

Dolch Words

see

the

three

to

two

up

we

where

yellow

you

Reading

Let's read.

Where is the cup?

This is a jug.

This is a yellow jug.

This is a cup.

It is a big cup.



Reading

Let's read.

You have a mug.

I have a mug.

You have the jug.

It is not a red pen.

Where is the yellow pen?



Review

Review of E H U J V

E E E E E

e e e e e

H H H H H

h h h h h

U U U U U

u u u u u

J J J J J

j j j j j

V V V V V

v v v v v

It's story time!



Kittu the kitten loved to play. One day while playing he heard a funny 'kara-buraburaaa' sound! Where was it coming from he thought. Was it from the dog's kennel? Was it from the kettle? Was there a drum inside him? Yes! He told his mother that he is hearing a 'kara-bura-buraaa' sound. It was a little drum inside him! His mother laughed and said that he was simply hungry as she was late to give him milk. His mother gave Kittu some warm milk. Kittu drank it quickly. Soon, the 'kara-bura-buraaa' sound stopped and Kittu felt happy again.



Rhyme time!

K for kite k for king
 kuh kuh kuh (2)
 see the king fly the kite
 kuh kuh kuh (2)





What do you do when you are hungry?

*Listening Activity. Not for reading.


Letter

K k

Let's learn a few words starting with the letter 'k'.



kennel



kookaburra



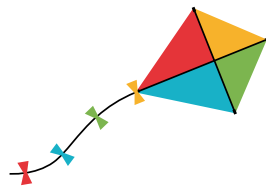
kitten



koala



kettle



kite



kangaroo



king



key



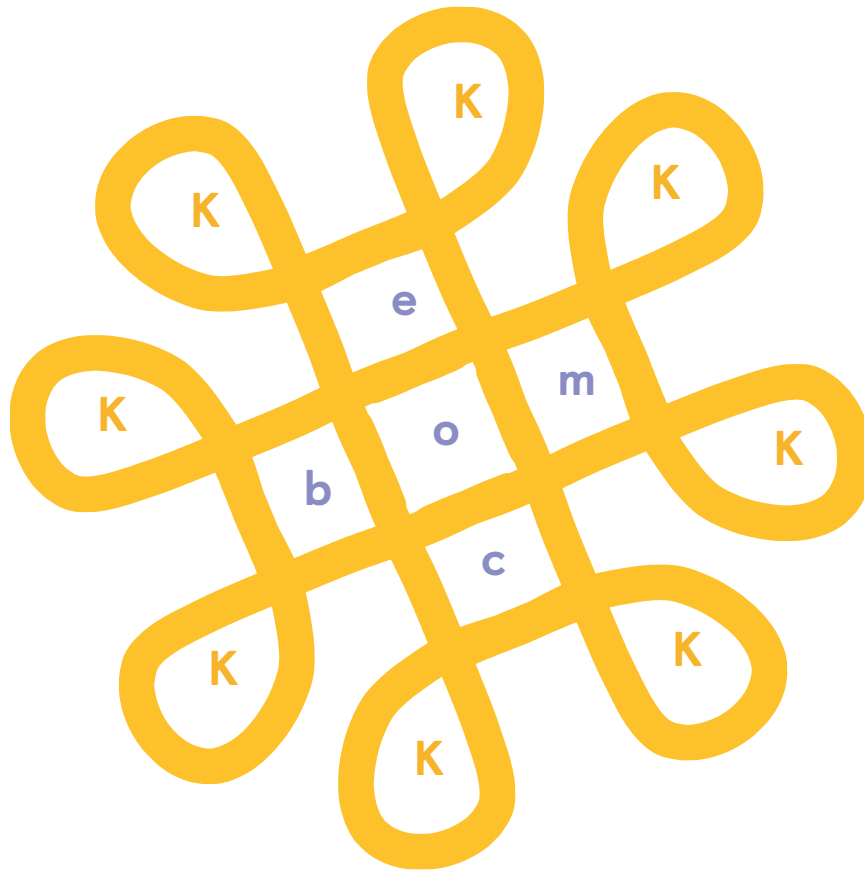
kitchen



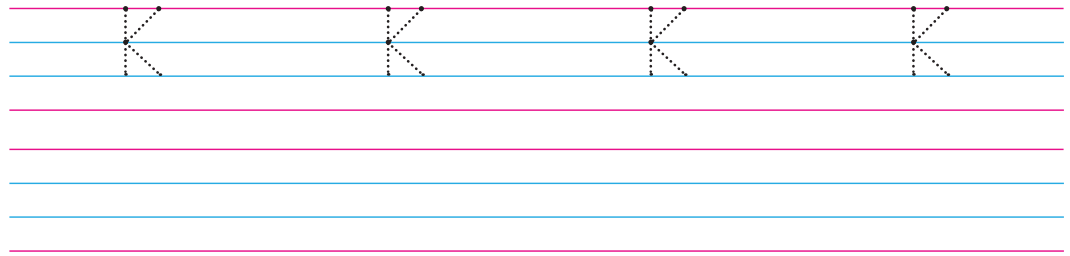
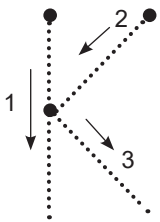
kid

Note: Children are not expected to read the full words. The words are only to help associate the alphabet with pictures.

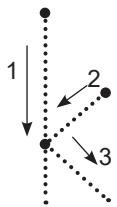
Colour the spaces that have the letter 'k'.



Trace the uppercase letter and write below..



Trace the lowercase letter and write below.



Let's read.

Look at the kite.

Look at the king.

I see two kangaroos.

I see three keys.

Look at the two kittens.



It's story time!



Wajra is a wise wolf who lives near a wide waterfall in the woods. One day, he sees a wet worm crying on a weed. Wajra gently asks, "Why are you sad?" The worm replies, "The water from the waterfall washed me away from my home." Wajra smiles kindly and walks the worm back to its little hole. The worm says, "Thank you, Wajra! You're wonderful."



Rhyme time!

w for water w for well
 wuh wuh wuh (2)
 see the water in the well
 wuh wuh wuh (2)




Like Wajra, do you also help others?

*Listening Activity. Not for reading.

Letter

W w

Let's learn a few words starting with the letter 'w'.




web




well



wasp



whistle




woodpecker



water



wolf



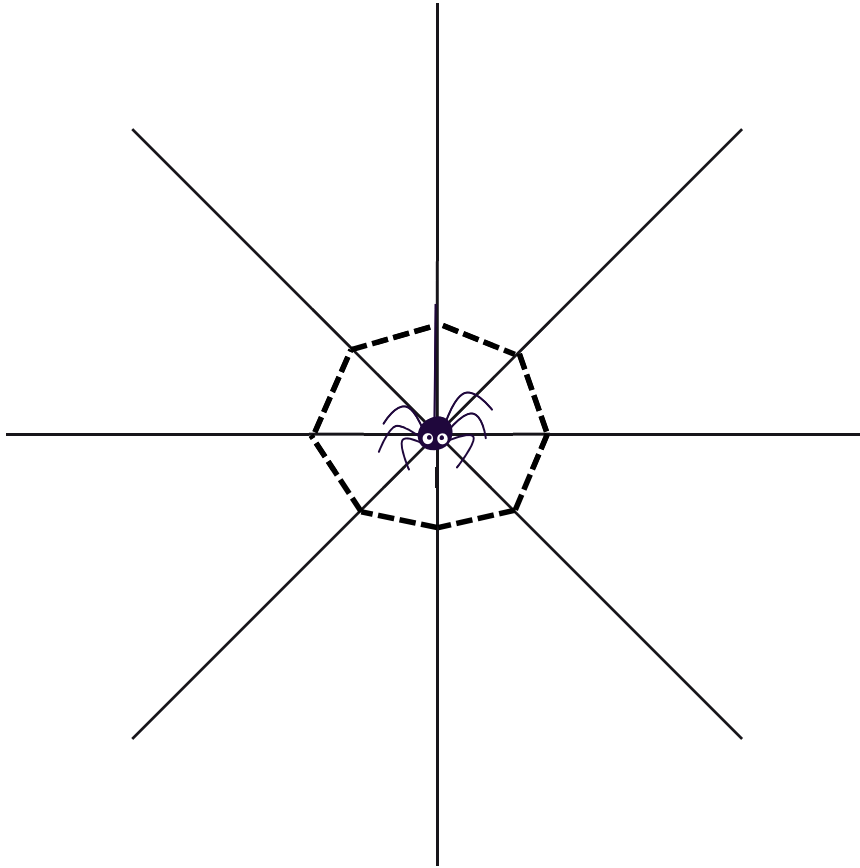
windmill

Note: Children are not expected to read the full words. The words are only to help associate the alphabet with pictures.

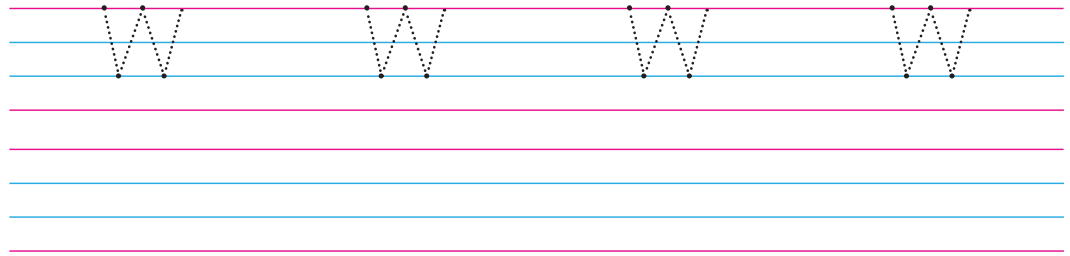
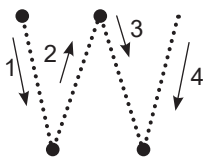
Letter



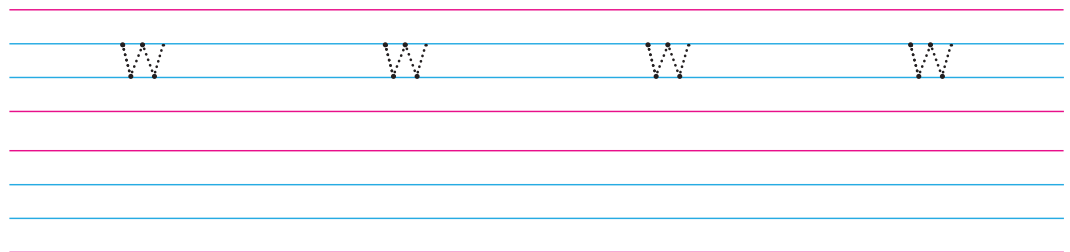
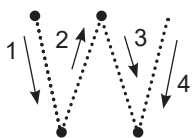
Complete the web.



Trace the uppercase letter and write below.



Trace the lowercase letter and write below.



It's story time!



Yash loves yogurt. Every morning, he eats yellow mango yogurt. "Yum! It's so yummy!" says Yash. His sister Yani brings her yogurt too. "Let's share and eat together," says Yani. They smile and say, "Yummy yogurt makes us happy!"



Rhyme time!

y for yoga y for yogurt
 yuh yuh yuh (2)
 yogurt and yoga good for
 health
 say yes yes yes
 yuh yuh yuh (2)




Do you do yoga?



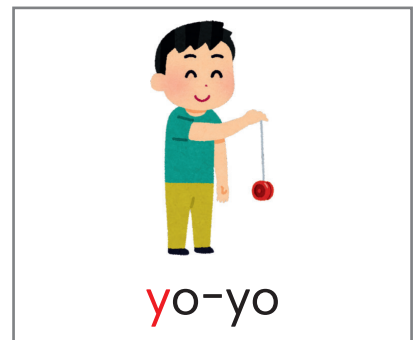




Yoga - Body Mind alignment

*Listening Activity. Not for reading.

Letter



Let's learn a few words starting with the letter 'y'.




Note: Children are not expected to read the full words. The words are only to help associate the alphabet with pictures.

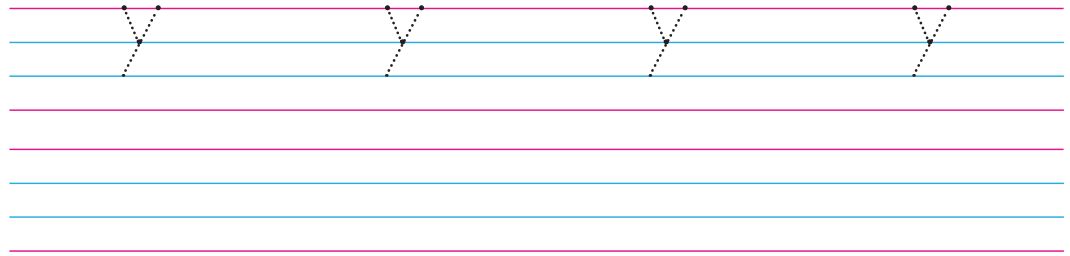
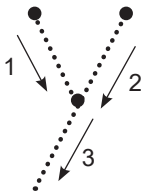
Letter

y y


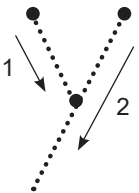
Draw the pattern on the yak.



Trace the uppercase letter and write below.



Trace the lowercase letter and write below.



It's story time!



Foxy the fox found a big box near a tree and wondered what might be inside. When he opened it, he discovered a red ball, a tiny car, and a yellow hat. Foxy excitedly declared it the “best box ever!” Just then, his friend Monu the monkey appeared and said it was his toy box. Foxy smiled and suggested, “Let’s play together!”



Rhyme time!

Where is x x (2) , Here I am (2)

I am in the word six

I am in the word box

Jump and shout

x x x



Do you share
your toys with others?



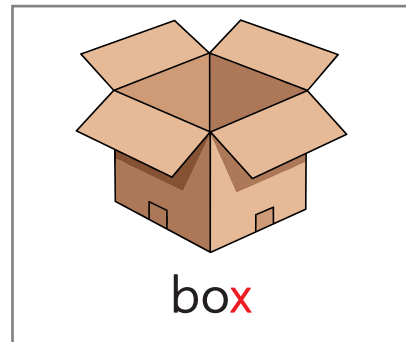
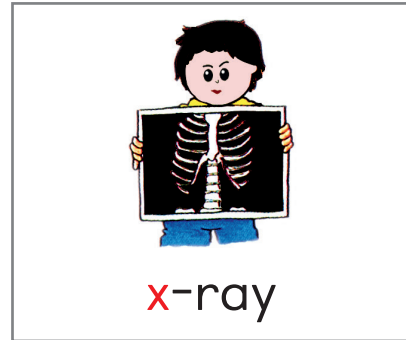

Sathya -
Truthfulness

*Listening Activity. Not for reading.

Letter

X x

Let's learn a few words with the letter 'x'.

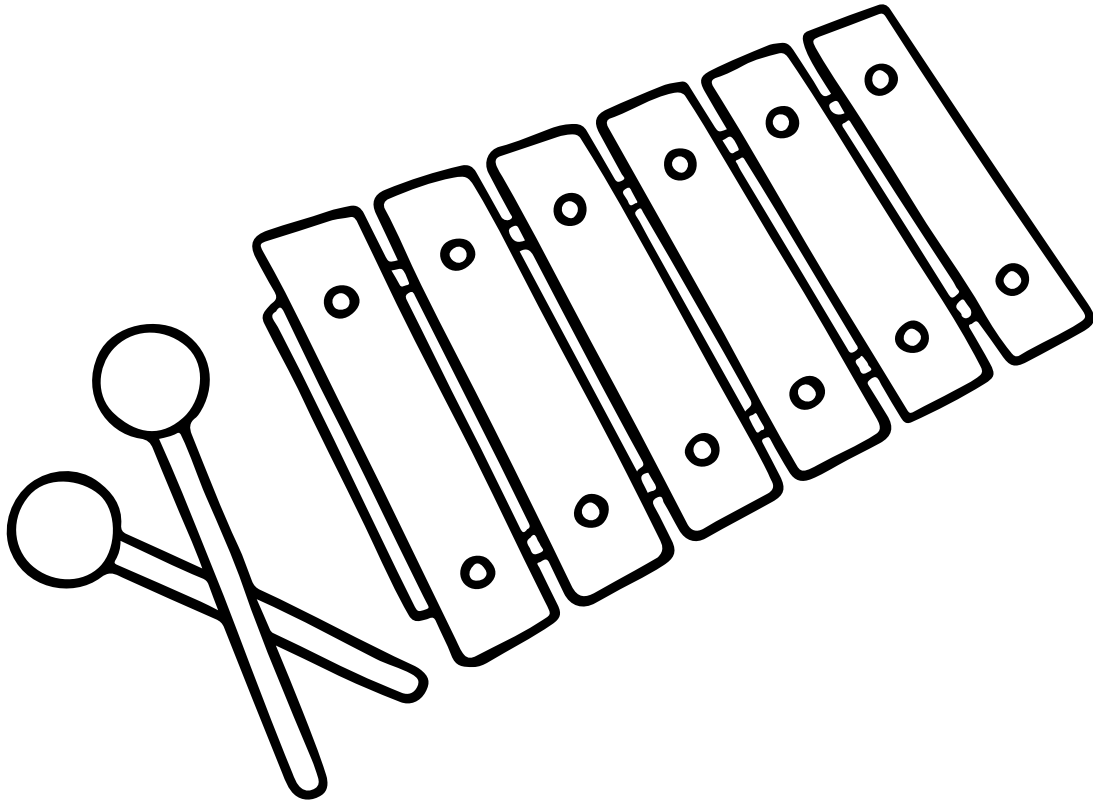


Note: Children are not expected to read the full words. The words are only to help associate the alphabet with pictures.

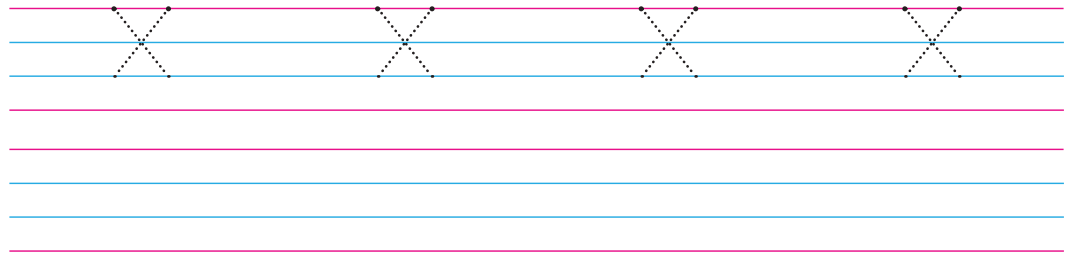
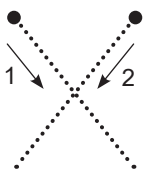
Letter

X x


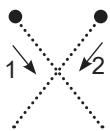
Colour the xylophone.



Trace the uppercase letter and write below.



Trace the lowercase letter and write below.



It's story time!



Zee is a zippy zebra who lives in the zoo. Every morning, she loves to zoom and zigzag around the zoo gate. One day, she sees Zara the little zebra stuck near the zebra crossing. Zee rushes over and quickly helps pull the baby to safety. All the animals clap and say, "Zara is so brave!" Zee is full of zest and happiness because she had helped a friend.



Rhyme time!

Z for zebra Z for zoo
 zzz...zzz...(2)
 See the zebra in the zoo
 zzz...zzz...(2)

Do you help others
 when they are in need?



Dhairyam -
 Bravery

*Listening Activity. Not for reading.

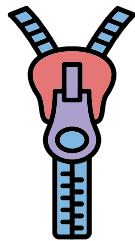
Let's learn a few words starting with the letter 'z'.




zoo keeper

zebra

Z z



zip



zero



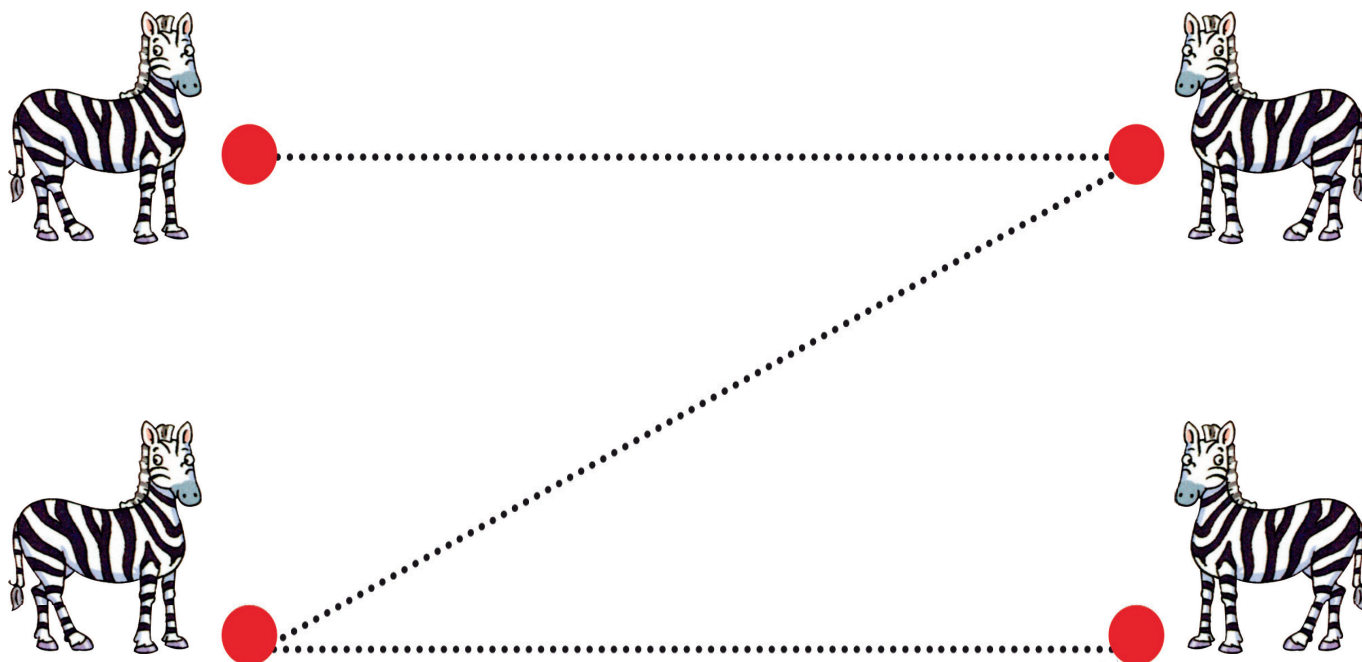
zigzag

Note: Children are not expected to read the full words. The words are only to help associate the alphabet with pictures.

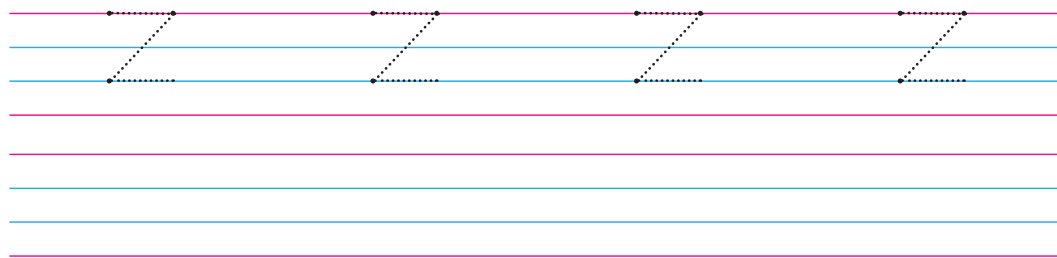
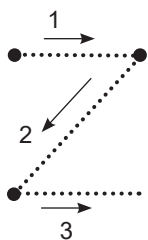
Letter

Z z


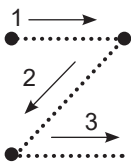
Join the red dots. Go over the dotted lines to help the zebras go zig-zag.



Trace the uppercase letter and write below.



Trace the lowercase letter and write below.



It's story time!




Queen Jhansi wanted a quilt, so she asked her friend, the quail, for help. Together, they went on a quiet quest, searching in every corner of the castle. Soon, they found the quilt near a quirky duck who quacked loudly. Queen Jhansi quickly said "Thank you". She placed the quilt on her bed and felt quite happy.



Rhyme time!

q for queen q for queue
 kwuh kwuh kwuh(2)
 see the people quiet in a
 queue
 to see the queen (2)
 kwuh kwuh kwuh (2)

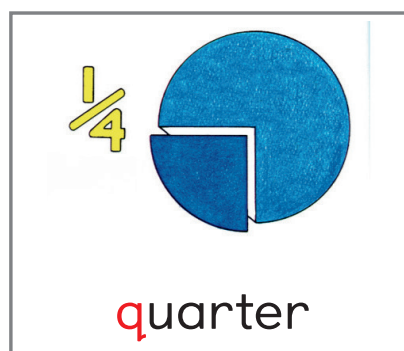
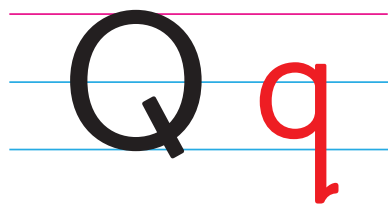


*Listening Activity. Not for reading.


Letter

Q q

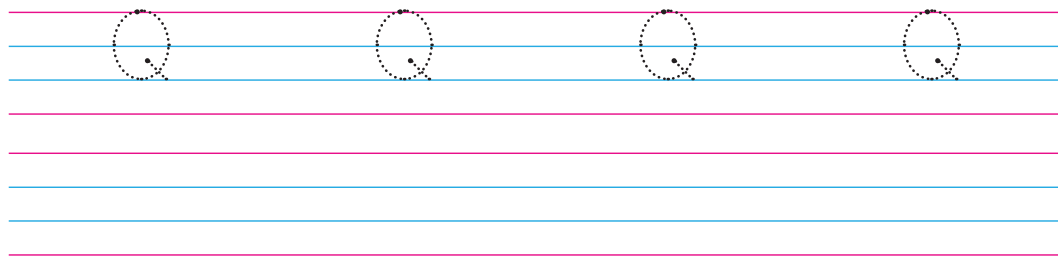
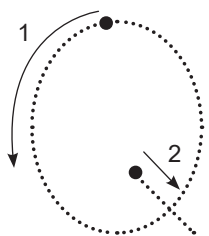
Let's learn a few words starting with the letter 'q'.



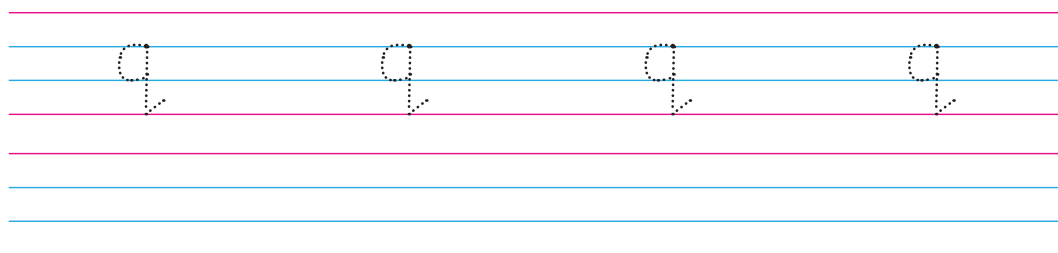
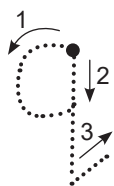
Fill the quilt with given patterns.



Trace the uppercase letter and write below.



Trace the lowercase letter and write below.



Reading

Let's read.

web

yes

box

fix

win

wet

wag

yet

fox

mix

zip


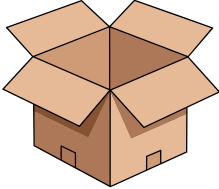
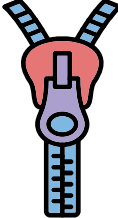


tax



I can read!

Letter

Match the word to the picture.

yak	●	○	
fox	●	○	
box	●	○	
six	●	○	
zip	●	○	

Review

Review of K W Y X Z Q

K K K

X X X

k k k

x x x

W W W

Z Z Z

w w w

z z z

Y Y Y

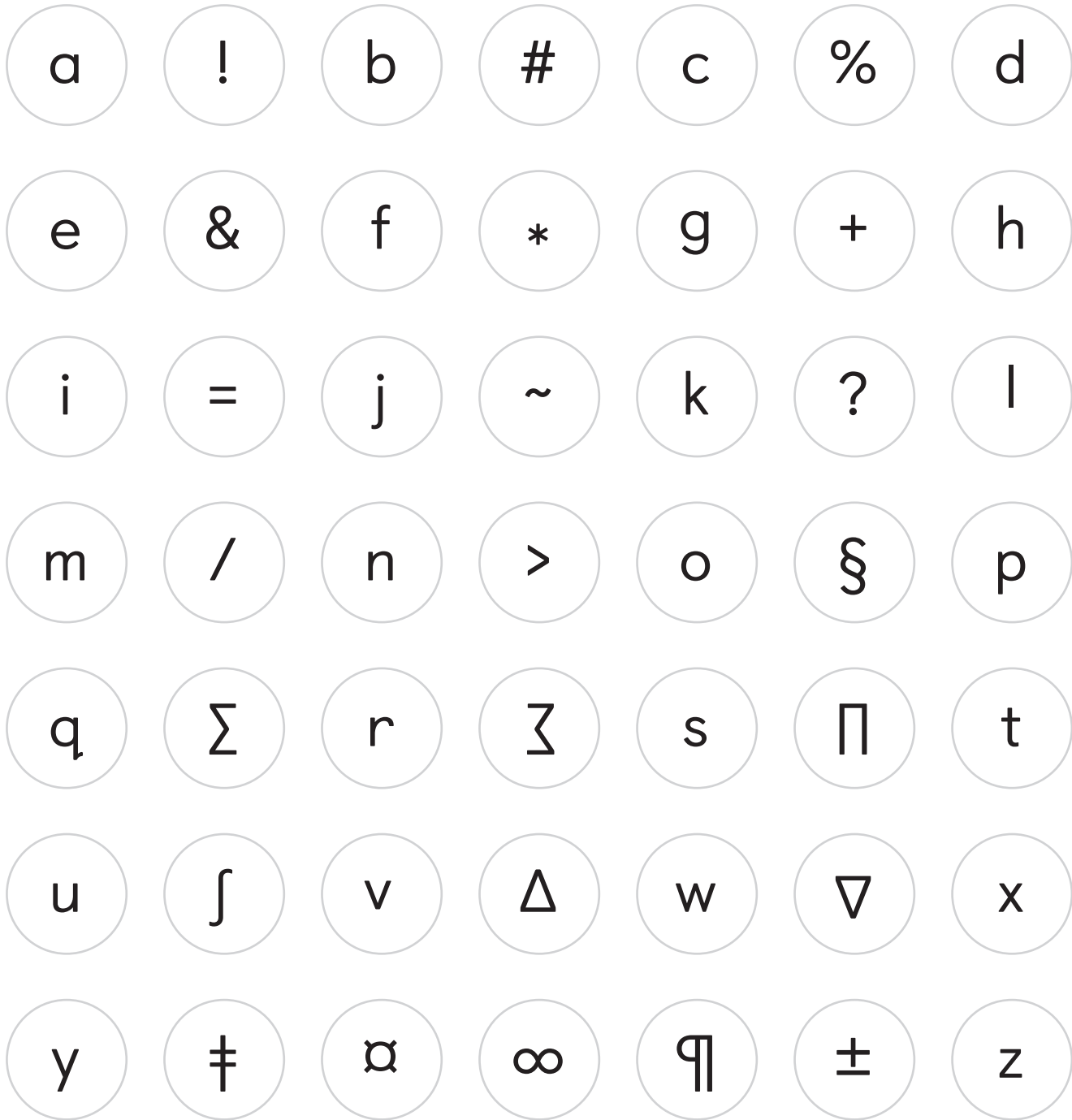
Q Q Q

y y y

q q q

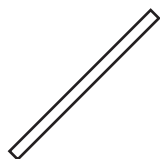
Letter Summary

Colour the Letter a - z

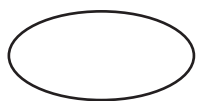


Letter Summary

Use the given shape and draw objects.



arrow




bee



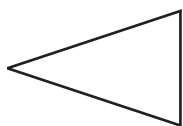
cup




dice



ears & eyes



fish



girl



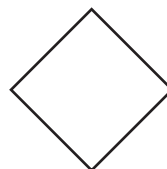
house



igloo



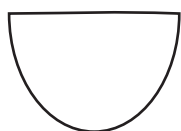
jellyfish



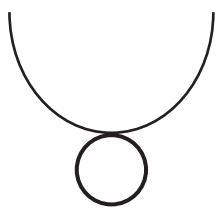
kite



lollipop



mask



necklace



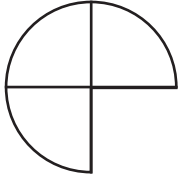
oven



pan

Letter Summary


Use the given shape and draw objects.



quarter



rose



sun



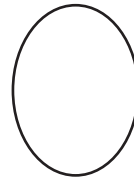
tortoise



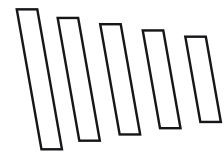
umbrella




van




watermelon



xylophone



yacht



zebra crossing

A B C D E F
G H I J K L M
N O P Q R S T
U V W X Y Z

a b c d e f
g h i j k l m
n o p q r s t
u v w x y z