

English Book Volume - 1

Junior Nursery



This book belongs to

Name :

Class : Sec :

Junior Nursery – English Book Volume 1

You are free to copy and redistribute the material in any format or medium. You must give appropriate credit and you may not use the material for commercial purposes without the permission of the author. If you remix, transform, or build upon the material, you may not distribute the modified material.

You can write to 'Arya Samaj Seva Foundation' 212-213, Avvai Shanmugam Salai, Gopalapuram, Chennai-600086 or email to publications@davchennai.org to seek permission to print all or only certain chapters of the book.

The publisher of this book is solely responsible and liable for its content including but not limited to the views, representations, descriptions, statements, information, opinions and references.

Preface

Early childhood education is not merely about learning letters and numbers—it is about nurturing curious minds, kind hearts, and confident learners. The LKG and UKG Series have been thoughtfully designed to provide young children with a joyful, meaningful, and value-based learning experience rooted in Indian culture and global learning practices.

This English series for example, follows a holistic, phonics-based, and child-centric approach that strengthens the four essential language skills—Listening, Speaking, Reading, and Writing. Through engaging stories, interactive activities, sound families, blends, and simple grammar exercises, children are guided step by step to build strong foundational English skills in a natural and enjoyable way.

Recognising that children learn best when learning is connected to life, culture, and emotions, this series integrates Socio-Emotional and Cultural Learning (SECL). Beyond developing academic competence, the books encourage values such as respect, sharing, cleanliness, friendship, perseverance, and service. Stories and activities are carefully woven with Indian Knowledge Systems (IKS), helping children appreciate their heritage while developing a sense of belonging and responsibility.

At the heart of this series lies our proprietary S.A.T.V.I.C. Design Framework:

- **S** – Skill Building through Stories and Activities
- **A** – Activity Before Concept for experiential learning
- **T** – Think Before and After to strengthen understanding
- **V** – Value Integration for character building
- **I** – Indic Knowledge for cultural grounding
- **C** – Co-creation of Knowledge through participation

This framework ensures that learning moves beyond rote memorisation to meaningful exploration, reflection, and creativity.

Each lesson is designed to encourage observation, expression, imagination, and collaboration. The series aims to prepare children not only for academic success but also for life—by nurturing empathy, resilience, cultural awareness, and independent thinking. Teachers and parents are partners in this journey, supporting children as they discover language, values, and their own unique potential. We hope that these books inspire young learners to love reading, enjoy learning, respect their roots, and grow into responsible, compassionate, and confident individuals.

With warm wishes for a joyful learning journey,

Chennai | May 2026

Secretary
Arya Samaj Seva Foundation

LKG Pedagogy

Reading Program (with IKS Integration) – A holistic, phonics-based, values-rooted approach for young learners.

Step-by-Step Reading Progression

- Children learn sounds through scientifically sequenced letter sets, aligned with developmental research.
- Set 1: A, M, S, T, P,
Set 2: I, N, C, R, D,
Set 3: O, G, L, F, B,
Set 4: E, H, U, J, V,
Set 5: K, W, Y, X, Z, Q
- Each new set unlocks more CVC words → phrases → simple sentences, leading to early reading fluency.

Learning Flow for Every Letter (IKS-Infused)

- ✓ Story & Rhyme (Inspired by Bharatiya life and culture)
- ✓ Vocabulary
- ✓ Activity Sheets
- ✓ Integrated Writing

Values & IKS Embedded in Every Lesson

- Values are not taught separately—they emerge naturally through stories, rhymes, and examples.
- This blends NEP 2020 + IKS + foundational literacy beautifully.

Multi-Skill Development

- ✓ Language Skills
- ✓ Motor Skills
- ✓ Social-Emotional Skills
- ✓ Cognitive Skills

Why This Matters (IKS + FLN)

This Reading Program prepares children for:

- Strong Foundational Literacy & Numeracy (FLN).
- Deep connection to Indian culture, nature, values, and daily life.
- A joyful, stress-free, activity-rich classroom environment.
- Confidence in reading before entering Grade 1.

Acknowledgements

We sincerely acknowledge and appreciate the invaluable contribution of our nursery teachers in developing this textbook. Their dedication, creativity, and deep understanding of young learners have enriched the content, making it engaging and meaningful, and laying a strong and nurturing foundation for their lifelong educational journey.

This content is developed from the original works of D.A.V. Group of Institutions, with a significant contribution from Discover Learning.


Wrapper Design

Ms.Hamsavani Raman and Team

Technical Support

Smt. R.Dharshini Ragamathy, B.Sc., M.A

TABLE OF CONTENTS

- 1 Prewriting _____ 7
 - 2 Alphabet Set 1 - A, M, S, T, P _____ 14
 - 3 Alphabet Set 2 - I, N, C, R, D _____ 40
- 

Prewriting

It's rhyme time!




Stand up straight (2)
Raise your hands, above your head
La la la...la la la...



What all do you see
in the picture?



Picture Conversation



Prewriting

It's rhyme time!





Form a line (2)
Ready to go (2)
Sleeping lines, long and low (2)
Ready to go (2)



What all do you see
in the picture?



Picture Conversation



Prewriting

It's rhyme time!




We are friends (2)
We like to share,
We like to care



How do we care for each other?

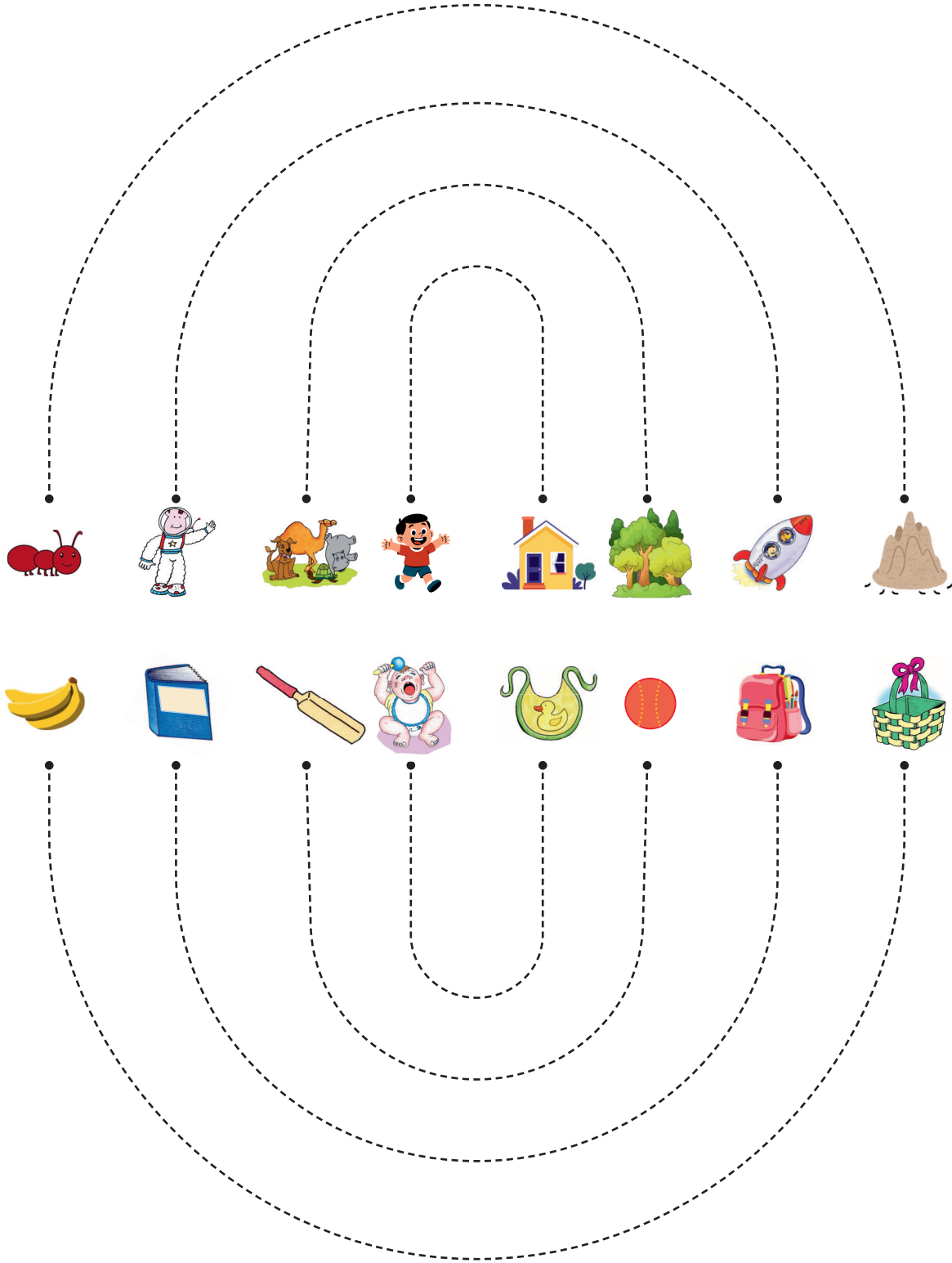


Picture Conversation



Prewriting

Trace the dotted curves.



Prewriting

It's story time!



School bags packed, shoes are new
Yay! Yay! Yay! (2)
Friends are waiting (2)
Yay! Yay! Yay! (2)



What do you like
in the school?



Picture Conversation



Prewriting

It's rhyme time!











How are you feeling? (2)
Happy or sad (2)
share with me (2)



How are you feeling today?



Picture Conversation



Prewriting

It's rhyme time!




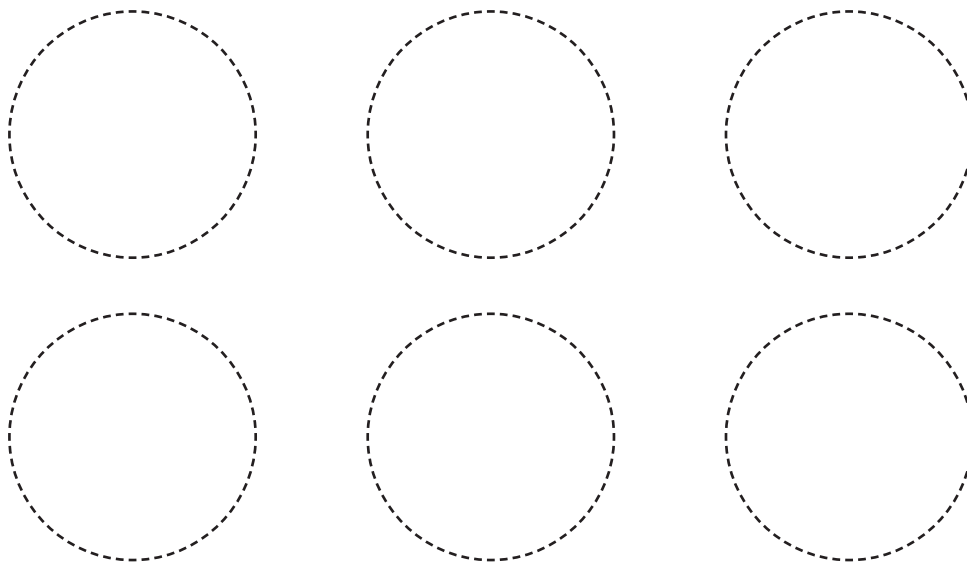
Circle Time (2)
Gather around (2)
Let's have a chat
Gather around (2)



What all do you see
in the picture?



Picture Conversation



It's story time!



Ant and Alligator were friends.
Ant gave her apple to Alligator.
Alligator ate the apple.



Rhyme time!

a for apple a for ant
aeh aeh aeh (2)
see the ant bite the apple
aeh aeh aeh (2)



Do you eat apples?
What other fruits
do you eat?

*Listening Activity. Not for reading.



Maitri - Friendship

Letter


A a

Let's learn a few words starting with the letter 'A a'.

A a




ant



arrow




ambulance




avacado



animals




apple



axe



alligator



astronaut



aunt



alphabet

Note: Children are not expected to read the full words. The words are only to help associate the alphabet with pictures.

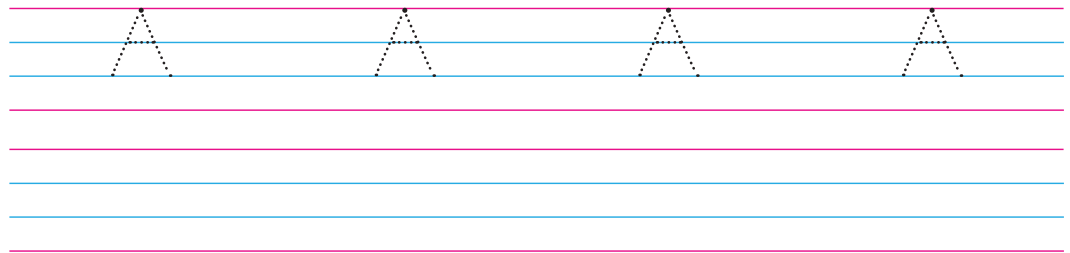
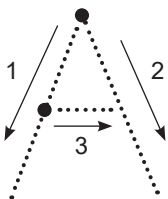
Letter

A a

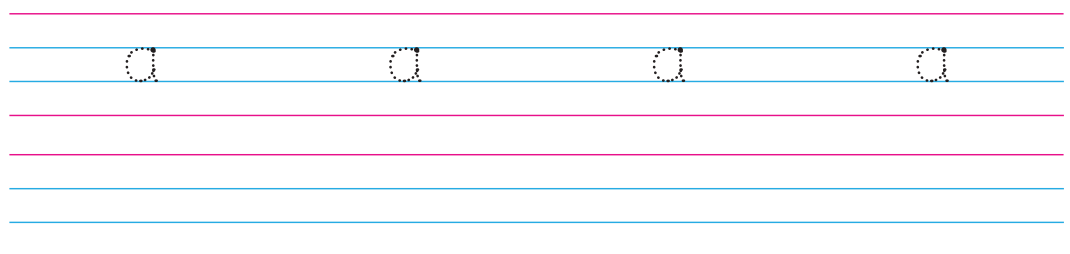
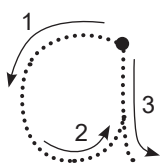
Take 'a' to the ant.



Trace the uppercase letters and write below.








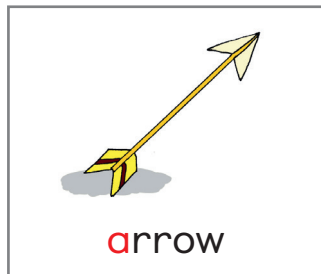

Trace the lowercase letters and write below.



Letter

A a

Match similar pictures.



It's story time!




Monu is a monkey who lives on a mango tree in the middle of the jungle. One morning, he sees a mouse sitting sadly and crying. Monu asks, "Why are you crying?" The mouse replies, "I lost my muffin." Monu smiles and offers him a mango. The mouse feels much better and thanks Monu. From that day on, the monkey and the mouse become good friends.



Rhyme time!

m for mango , m for mat
muh muh muh (2)
see the mango on the mat
muh muh muh



Do you know
when your friends or
parents are sad?





Maitri - Friendship

Letter

M m

Let's learn a few words starting with the letter 'm'.









Note: Children are not expected to read the full words. The words are only to help associate the alphabet with pictures.

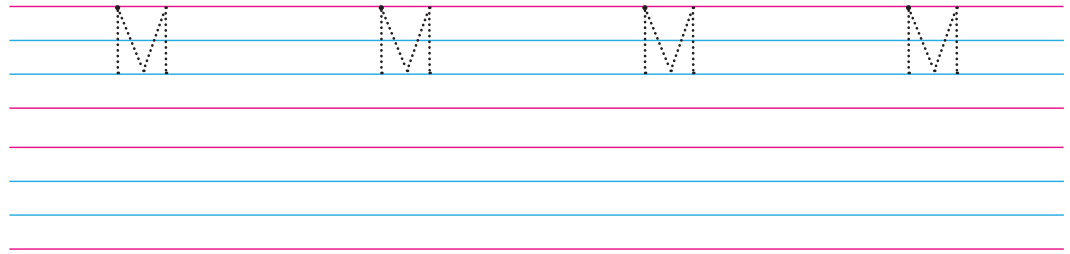
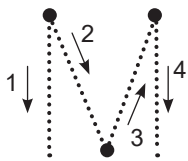
Letter

M m


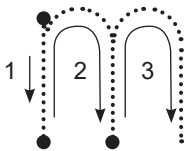
Match the similar mugs and colour.



Trace the uppercase letter and write below.





Trace the lowercase letter and write below.



Letter

M m

Match similar pictures.



It's story time!



Simba is a little squirrel who loves searching for sunflower seeds in the soft sand. One sunny day, he finds six shiny seeds. Happily, he shares them with his sister. Together, Simba and his sister snack and smile, enjoying their sweet sunflower seeds in the warm sunshine.



Rhyme time!

s for sun
s for soldier
suh suh suh (2)
see the soldier stand
in the sun
suh suh suh (2)



What do you share with your friends?

*Listening Activity. Not for reading.



Daana - Sharing

Letter

S s

Let's learn a few words starting with the letter 's'.



star



seal



strawberry



Sun




seahorse



salad



sing



snake



soup



soldier










sunflower

Note: Children are not expected to read the full words. The words are only to help associate the alphabet with pictures.


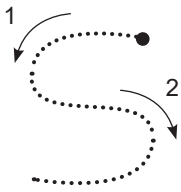
Letter

S s

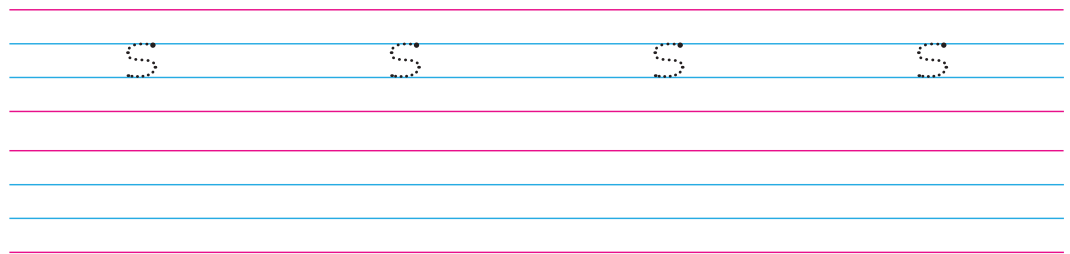
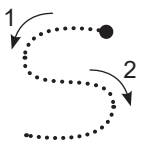
Colour the pictures that start with the letter "s".



Trace the uppercase letter and write below.



Trace the lowercase letter and write below.



Review AMS

Match the uppercase letters to the lowercase letters.

A



m

M



s

S



a

AM



as

AS



am

It's story time!



Tintu is a tiger. One morning, Tintu finds a tiny turtle resting under a tall tree. The little turtle is tired and thirsty. Tintu kindly gives the turtle some tasty tomatoes, and then they drink cool water together from a nearby tap. Afterward, Tintu and the tiny turtle walk to the top of a hill to watch the sunset. From that moment on, Tintu and the turtle become the best of friends.



Rhyme time!

t for table t for teapot
tuh tuh tuh (2)
see the teapot on the table (2)
tuh tuh tuh (2)



Do you also have a friend?
Who is your friend?

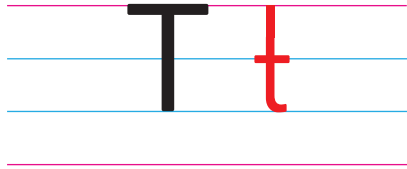


*Listening Activity. Not for reading.


Letter

T t

Let's learn a few words starting with the letter 't'.



tap



torch



television



teapot



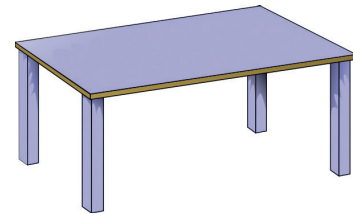
tomato



teacher



tent



table



telescope




tiger




teeth

Note: Children are not expected to read the full words. The words are only to help associate the alphabet with pictures.

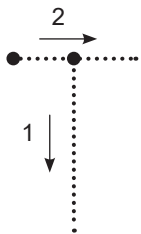
Letter



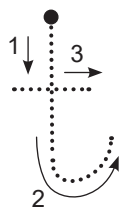
Draw two tea cups on the table and colour the teapot



Trace the uppercase letter and write below.



Trace the lowercase letter and write below.



Reading

Let's read.



am

as

at

mam

mat

sat

Let's read.


am



I **am** happy.



I **am** sleepy.



I **am** hungry.



I **am** a boy.



I **am** a girl.

Story time!



Pintu is a playful panda who loves peas. One day, Pintu meets a pink pig in the park. The pig jumps into a puddle and splashes Pintu. They laugh and play together, then pick some purple plums and share them. From that day on, Pintu and the pig become perfect pals.



Rhyme time!

p for pond
 p for people
 puh puh puh (2)
 see the people near the pond
 puh puh puh (2)



What game do you like to play?

*Listening Activity. Not for reading.

Letter

P p

Let's learn a few words starting with the letter 'p'.

P p




peacock



pond



pineapple



peach



pear



paint




pot



pan



penguin



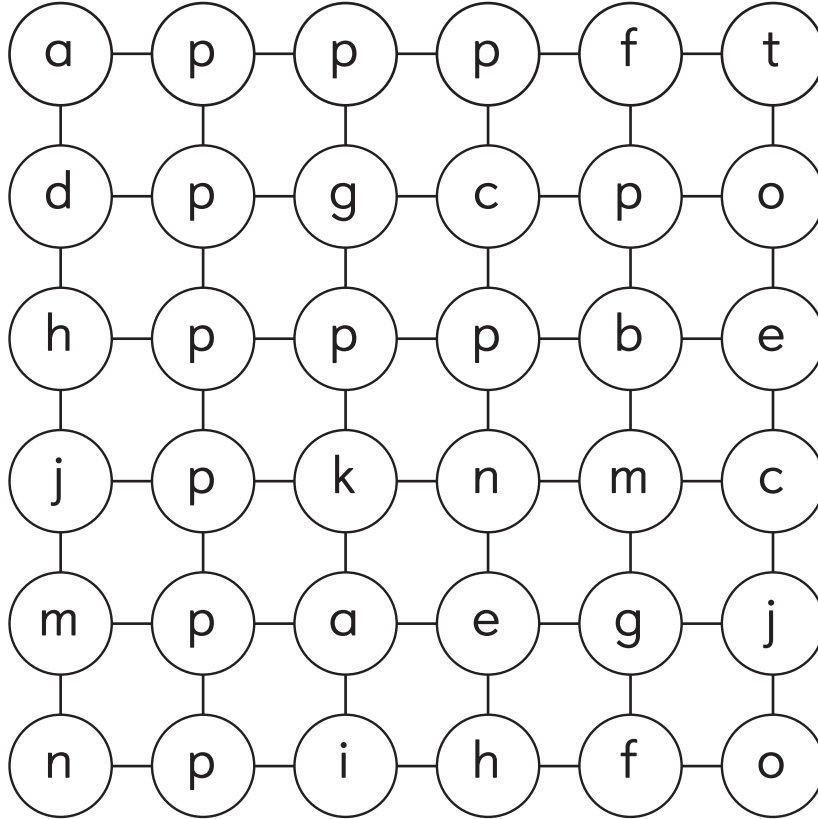
pig



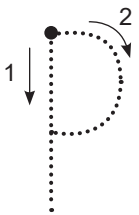
parrot

Note: Children are not expected to read the full words. The words are only to help associate the alphabet with pictures.

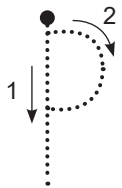
Colour the circles that have letter 'p'.



Trace the uppercase letter and write below.




Trace the lowercase letter and write below.




Review


Match picture to the starting letter.




a




m



s



t



p

Reading

Let's read.

I can read!



map

sap

tap

mat

pat

sat

Dolch Words

Let's read.

a

and

away

big

blue

can

come

down

find

for

Reading

Let's read.

A big blue pond.

Find a tap.

Find a blue mat.

Man sat on a mat.

A big blue map.



Review

Review of A M S T P

A A A A A

a a a a a

M M M M M

m m m m m

S S S S S

s s s s s

T T T T T


t t t t t

P P P P P


p p p p p

Review - A M S T P

Circle the first letter of each picture.



a m s




m t a



t a p



p a s



s a t



A M S



M T A



T P A



S A P

Story time!



Ira was feeling hungry and wanted to eat idlis, but her mother was busy. Dad suggested that they make idlis together. Happily, Ira joined her father in the kitchen to help. A little while later, her mother came in and praised Ira's "incredible" idlis. Ira proudly said, "Idli, idli, idli! I made them with dad!"



Rhyme time!

i for idli, i for ink
 ee ee ee (2)
 idli is white
 ink is blue
 Ee ee ee (2)



Do you help your parents
 in the kitchen?


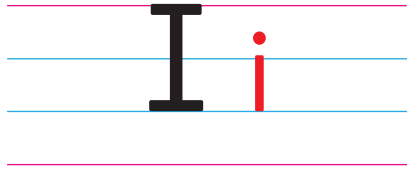
*Listening Activity. Not for reading.



Letter

I i

Let's learn a few words starting with the letter 'i'.

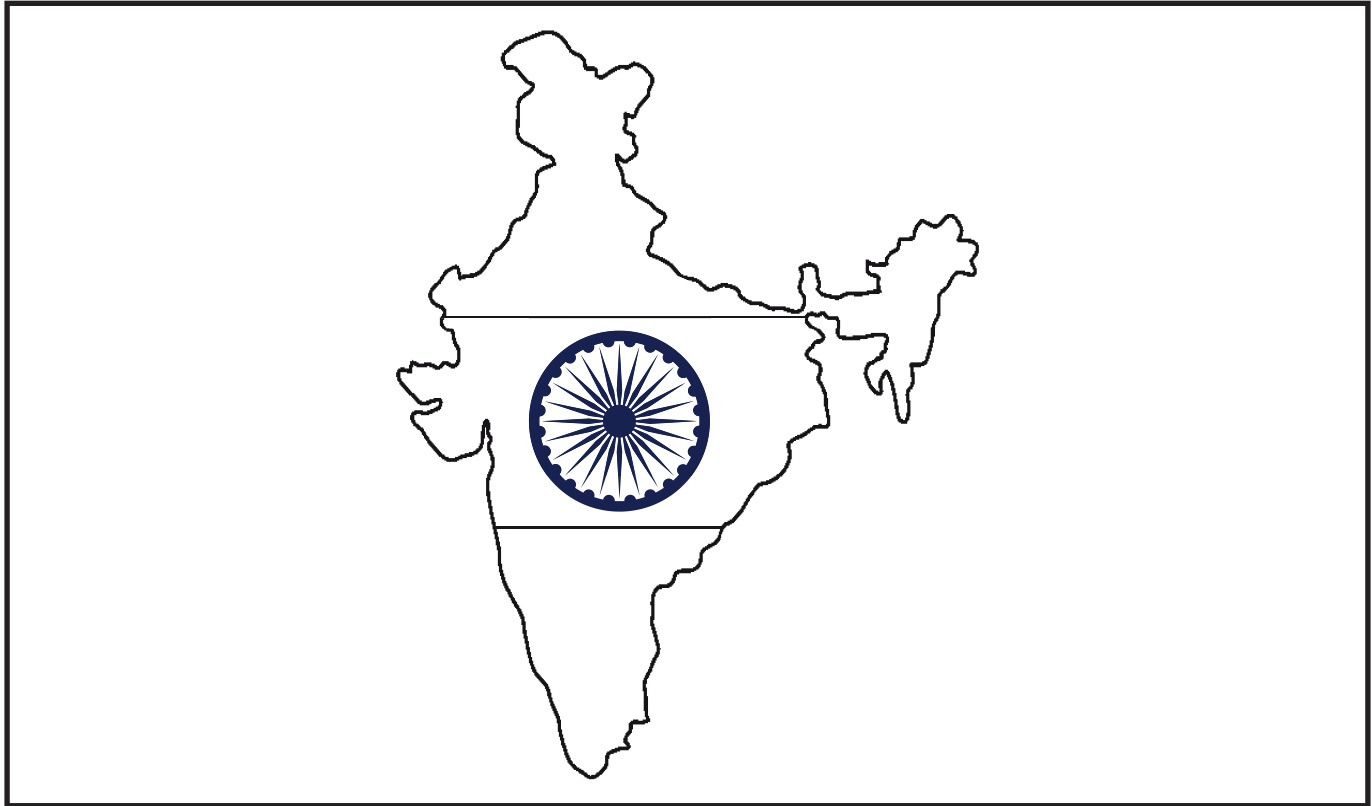


Note: Children are not expected to read the full words. The words are only to help associate the alphabet with pictures.

Letter




Colour the India map!



Trace the uppercase letter and write below.



Trace the lowercase letter and write below.



It's story time!



Nehan always said “no” to brushing his teeth, eating vegetables, and combing his hair. One day, his tummy began to hurt, and the doctor advised him to start saying “yes” to good habits. Nehan decided, “No more no!” That night, he brushed his teeth, ate his vegetables, and hugged Amma. Amma smiled happily and said, “My Nehan is a good boy now!”



Rhyme time!

n for Namaste
 n for nurse
 nuh nuh nuh (2)
 Namaste nurse Namaste
 nurse
 nuh nuh nuh (2)



What games do you like to play?







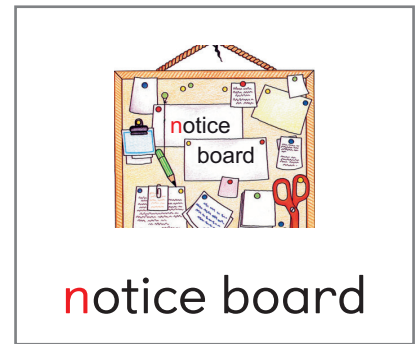



Shoucham - cleanliness

*Listening Activity. Not for reading.

Letter

N n

Let's learn a few words starting with the letter 'n'.




Note: Children are not expected to read the full words. The words are only to help associate the alphabet with pictures.

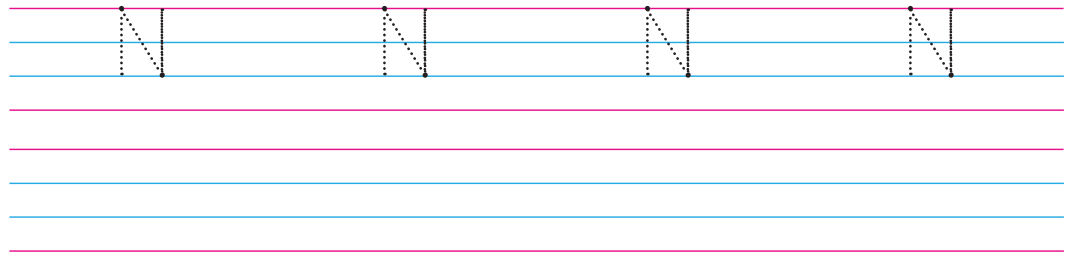
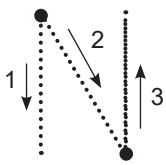
Letter

N n


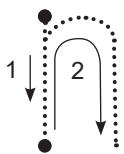
Circle the pictures that start with the letter 'n'.



Trace the uppercase letter and write below.



Trace the lowercase letter and write below.



Reading

Let's read.

man

pan

map

tap

pin

tin

mat

pat

sat

nap



I can read!

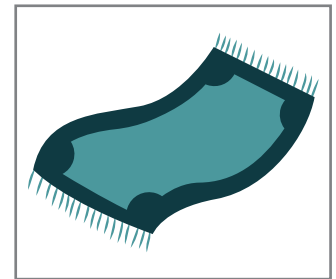
Review

Match the word to the picture.

man



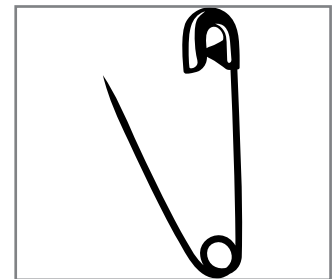
map



pin



pan



mat



It's story time!




Coco the cat loves to cook. One cold day, she made a carrot cake in her cup. Her friend Cow came by. "Can I come in?" asked Cow. "Come in, Cow!" said Coco. They enjoyed the warm carrot cake together and munched on crunchy cookies.




Rhyme time!

c for cap c for car
 kuh kuh kuh (2)
 wear the cap and drive
 the car
 kuh kuh kuh(2)



Did you care for someone today?

*Listening Activity. Not for reading.




Letter


C c

Let's learn a few words starting with the letter 'c'.


C c



cow



calf



corn



cat




car



camel




candle



carrot



comb



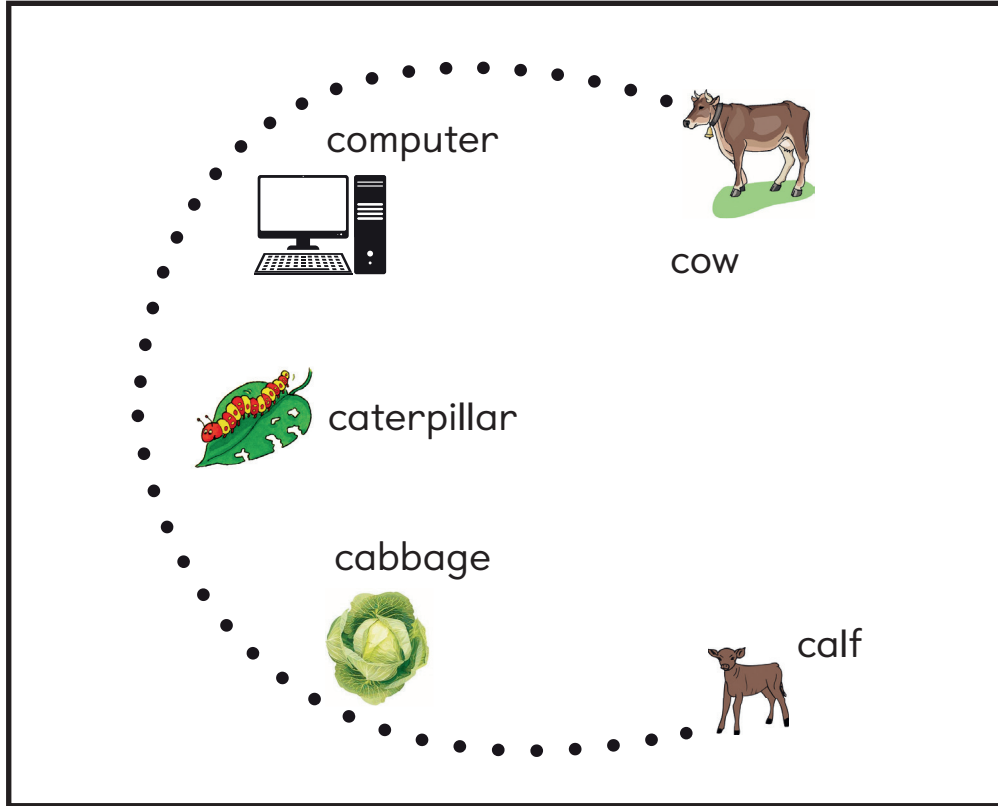
cauliflower



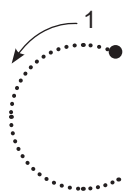
cap

Note: Children are not expected to read the full words. The words are only to help associate the alphabet with pictures.


Join the dotted lines to form 'c'. Circle 'c' in the given words.



Trace the uppercase letter and write below.



Trace the lowercase letter and write below.



It's story time!



A rat named Rinku loved to run. He ran around the rocks and the bright red roses. Along the way, Rinku met a rabbit and raced with him under a colourful rainbow. The rainbow, the rabbit, and the gentle rain made Rinku feel truly happy!



Rhyme time!

r for rain r for raincoat
 ruh ruh ruh (2)
 wear the raincoat when it
 rains
 ruh ruh ruh(2)



When do you feel
 happy?


*Listening Activity. Not for reading.

Letter

R r

Let's learn a few words starting with the letter 'r'.

R r



rainbow



raincoat



reindeer




rose



raft



ring



robin



rain



river



rocket















rooster

Note: Children are not expected to read the full words. The words are only to help associate the alphabet with pictures.

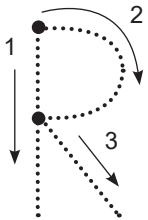
Letter

R r

Use the given shape and draw pictures that begin with letter 'r'.

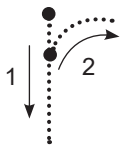
					
					
					

Trace the uppercase letter and write below.



Trace the lowercase letter and write below.



Letter

R r

Let's read.

car

rim

ran

ram

rat

air

rip

rap



I can read!

It's story time!



Deepa had a dog and a duck. One day, she danced in her garden filled with daisies. The dog dug a hole, and the duck dived into the pond. Deepa laughed as her dog and duck dashed around and played. It was a truly delightful day!



Rhyme time!

d for doll d for door
duh duh duh (2)
open the door and see the doll
duh duh duh (2)




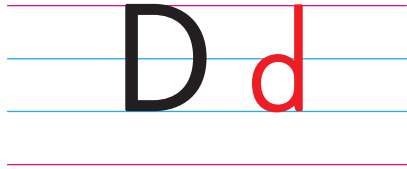
Do you like to dance?

*Listening Activity. Not for reading.


Letter

D d


Let's learn a few words starting with the letter 'd'.



deer




dolphin



donkey




daffodil



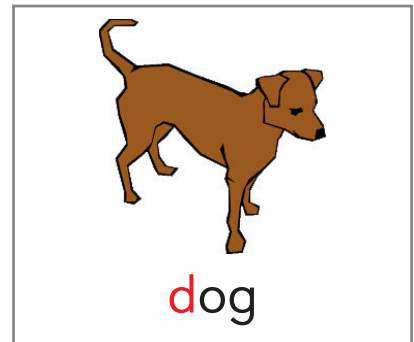
duck



doctor



den



dog



dice



door





doll

Note: Children are not expected to read the full words. The words are only to help associate the alphabet with pictures.


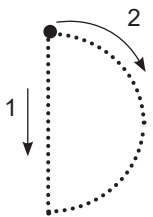
Letter

D d

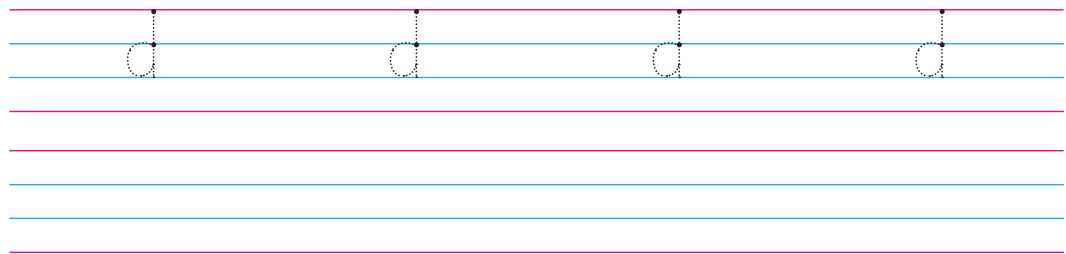
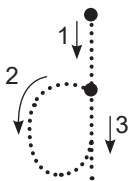
Circle the objects that begin with the letter 'd'.



Trace the uppercase letter and write below.

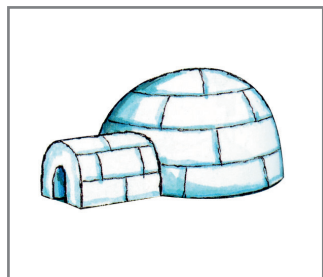


Trace the lowercase letter and write below.

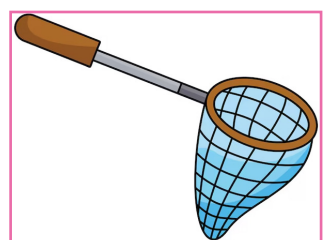


Review - INCRD


Match the picture with its first letter.



n




c



i



d



r

Review - INCRD

Match the uppercase letters to the lowercase letters.

<div style="border: 1px solid black; width: 100px; height: 100px; display: flex; align-items: center; justify-content: center; font-size: 40px;">C</div>	●	○	<div style="border: 1px solid black; width: 100px; height: 100px; display: flex; align-items: center; justify-content: center; font-size: 40px;">n</div>
<div style="border: 1px solid black; width: 100px; height: 100px; display: flex; align-items: center; justify-content: center; font-size: 40px;">N</div>	●	○	<div style="border: 1px solid black; width: 100px; height: 100px; display: flex; align-items: center; justify-content: center; font-size: 40px;">c</div>
<div style="border: 1px solid black; width: 100px; height: 100px; display: flex; align-items: center; justify-content: center; font-size: 40px;">D</div>	●	○	<div style="border: 1px solid black; width: 100px; height: 100px; display: flex; align-items: center; justify-content: center; font-size: 40px;">i</div>
<div style="border: 1px solid black; width: 100px; height: 100px; display: flex; align-items: center; justify-content: center; font-size: 40px;">R</div>	●	○	<div style="border: 1px solid black; width: 100px; height: 100px; display: flex; align-items: center; justify-content: center; font-size: 40px;">d</div>
<div style="border: 1px solid black; width: 100px; height: 100px; display: flex; align-items: center; justify-content: center; font-size: 40px;">I</div>	●	○	<div style="border: 1px solid black; width: 100px; height: 100px; display: flex; align-items: center; justify-content: center; font-size: 40px;">r</div>

Review

Let's read.

sad

add

mad

dad

did

sin

rip

dip

tip

pit



I can read!

Dolch Words

is

it

drum

help

funny

here

jump

little

this

that

Reading

Let's read.

I can tap.

I can pat.

I can pat the cat.

Tap the drum.

I can tap the drum.

I can jump.

I can help.



Reading

Let's read.

This is a cap.

This is a cat.

Cat has a cap.

Cat can jump.

It is funny.

Cat is here.

Cat is small.



Review of I N C R D

Trace the letters.

I I I I I

i i i i i

N N N N N

n n n n n

C C C C C

c c c c c

R R R R R

r r r r r

D D D D D

d d d d d