

# *Kalakruti*

A WORK OF ART

**Third edition published in 2025**

You are free to copy and redistribute the material in any format or medium. You must give appropriate credit and you may not use the material for commercial purposes without the permission of the author. If you remix, transform, or build upon the material, you may not distribute the modified material.

You can write to 'DAV Shikshanam', 212—213, Avvai Shanmugam Salai, Gopalapuram, Chennai - 86' or email to [publications@davchennai.org](mailto:publications@davchennai.org) to seek permission to print all or only certain chapters of the book.

The publisher of this book is solely responsible and liable for its content including but not limited to the views, representations, descriptions, statements, information, opinions and references.

**Acknowledgements:**

Shri.P.S.Devanathan MFA  
Principal I/C (Retd) Govt. College of Fine Arts,  
Kumbakonam,Tamilnadu

**Editorial:**

Dr.Arthi & Team

**Wrapper Design:**

Ms. Hamsavani Raman & Team

**MRP: ₹ 200**

**Vina Kala Na Jeevanam**

**विना कला न जीवनम्**

**Life without art is meaningless**

**Welcome to the World of Colours!**

We are thrilled to present this art book, specially designed for young artists like you! Inside these pages, you'll discover a world of colours, shapes and creative challenges.

This book is a journey of self-expression and imagination, where you will get to explore different art techniques, from drawing and painting to collage and colouring.

Our goal is to inspire you to let your imagination blossom and to have fun while creating! Remember, art is all about experimenting, trying new things and mistakes only add to the beauty.

So, grab your crayons, paints and pencils, and get ready to unleash your creativity!

Happy creating, young artists!

Secretary

Arya Samaj Seva Foundation Chennai

May 2025





## GENERAL INSTRUCTIONS

### MATERIALS TO BE USED

1. Plastic scale
2. HB Pencil (DRAWING)
3. 4B Pencil (SHADING)
4. Colour Pencils (24 SHADES)
5. Oil Pastels (48 SHADES)

### COLOURING TECHNIQUE

Always start with a lighter shade and complete with darker shade.

**EXERCISE 1:** Follow the steps to complete the picture and use colour pencils for shading.

**EXERCISE 2:** Follow the steps to complete the picture and use colour pencils for shading.

**EXERCISE 3:** Follow the steps to complete the picture and use colour pencils for shading.

**EXERCISE 4:** Colour the fruit using oil pastels and drapery with a 4B pencil.

**EXERCISE 5:** Use oil pastels to complete the picture.

**EXERCISE 6:** Complete the picture using oil pastels.

**EXERCISE 7:** Complete the picture using oil pastels.

**EXERCISE 8:** Use oil pastels to complete the picture.

**EXERCISE 9:** Use oil pastels to complete the picture.

**EXERCISE 10:** Draw and colour using oil pastels.

**EXERCISE 11:** Draw and colour using colour pencils.

**EXERCISE 12:** Draw and colour using oil pastels.







DATE:

EXERCISE:1

PAGE:



DATE:

EXERCISE:1

PAGE:

GRADE:





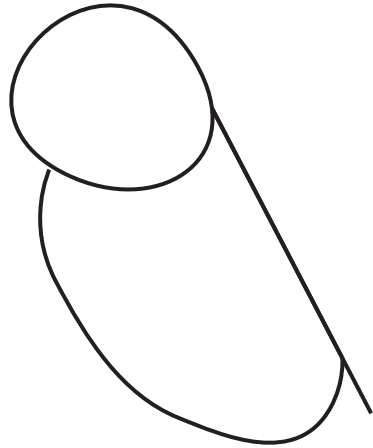
TEACHER SIGN:



DATE:

## EXERCISE:2

PAGE:



DATE:

EXERCISE:2

PAGE:

GRADE:


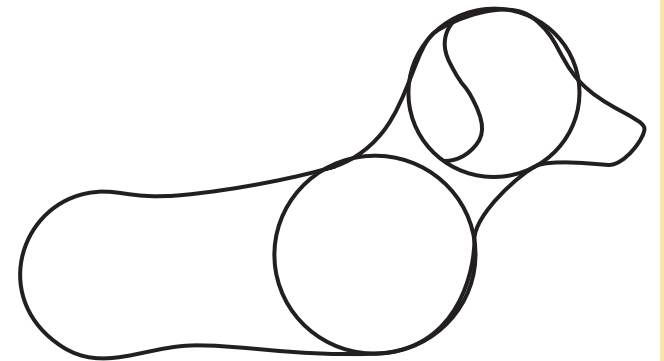
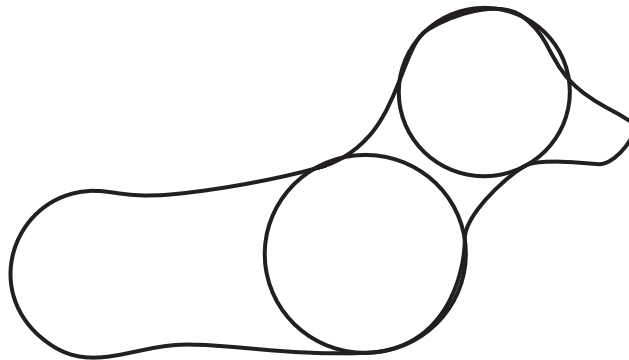
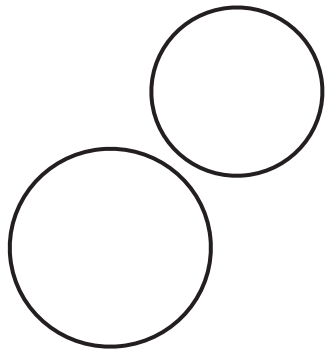
TEACHER SIGN:



DATE:

# EXERCISE:3

PAGE:



DATE:

EXERCISE:3

PAGE:

GRADE:

TEACHER SIGN:



DATE:

EXERCISE:4

PAGE:

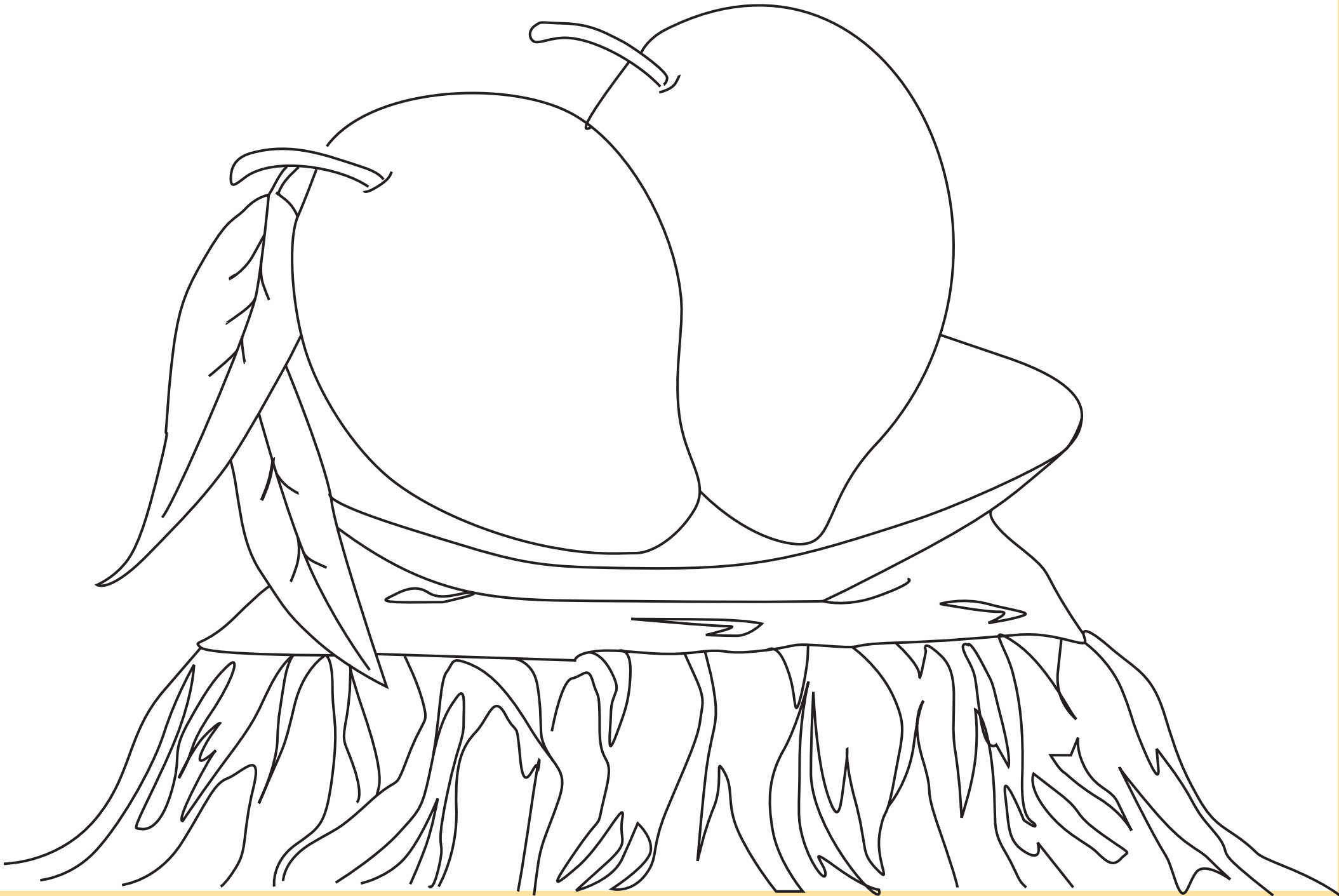




DATE:

EXERCISE:4

PAGE:



GRADE:

TEACHER SIGN:



DATE:

EXERCISE:5

PAGE:










DATE:

EXERCISE:6

PAGE:



GRADE:

TEACHER SIGN:








DATE:

EXERCISE:7

PAGE:



GRADE:


TEACHER SIGN:















--	--	--	--	--	--	--	--	--	--	--	--	--	--	--	--	--	--	--	--









DATE:

EXERCISE:10

PAGE:

GRADE:

TEACHER SIGN:







DATE:

EXERCISE:11

PAGE:

GRADE:

TEACHER SIGN:







DATE:

EXERCISE:12

PAGE:

GRADE:

TEACHER SIGN:



Read the colour of the text, not the word itself

Orange Green Red Purple Gray Pink Purple  
Orange Green Yellow Gray Orange Pink Gray  
Pink Gray Purple Orange Pink Purple Blue  
Orange Purple Blue Pink Blue Yellow White  
Orange Red Orange Green Red Purple White  
Orange Green Red Orange Red Green Blue  
Red Green Pink Green White Pink Green  
Blue Gray Pink Purple Yellow Purple Yellow  
Red Green Red Orange Gray Green White  
Purple Orange Red White Red Pink White