


Worksheets

JUNIOR NURSERY



Price ₹ 200
ISBN : 978-81-933849-8-5



9 788193 384985

Worksheets

Junior Nursery

This book belongs to

Name :






Class : Sec :

This book has been prepared by the Nursery team of the DAV Group of Schools, Chennai (managed by the Tamil Nadu Arya Samaj Educational Society). The book focuses on the Indian cultural heritage and promotes the spirit of patriotism amongst the tiny tots.

This is the first version of the book and could contain not only omissions, but also areas of improvement. We request the reader to excuse us for the omissions, but please do bring to our notice any feedback for correction and improvement in subsequent versions. We will remain grateful to you for your support and feedback. You can write to Tamilnadu Arya Samaj Educational Society 212–213, Avasai Shanmugam Salai, Gopalapuram, Chennai – 600 086 or email to publications@davchennai.org. You may also write to us to seek permission to print all or only certain chapters of the book.



Match the hats















Fill the pot with pebbles




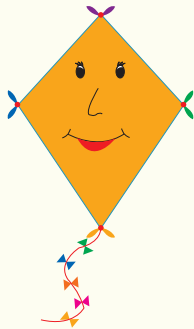




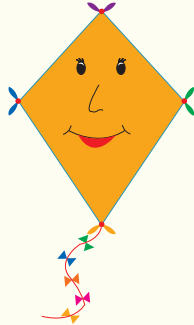




String along the similar fruits













Circle the kites



Circle the apple trees





Draw standing lines inside the umbrella









L.K.G..... Name : Worksheet No. :.....






Colour the fruits that are red





Draw circles inside the corn







L.K.G..... Name : Worksheet No. :.....









Match similar means of transport





Colour the big objects



L.K.G.....
















Name :

Worksheet No. :





String along the similar colours



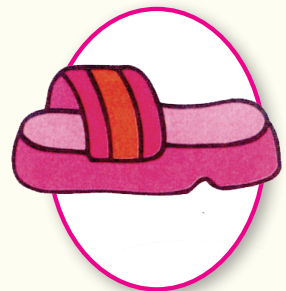
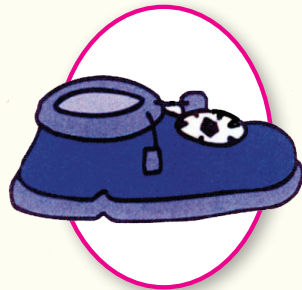

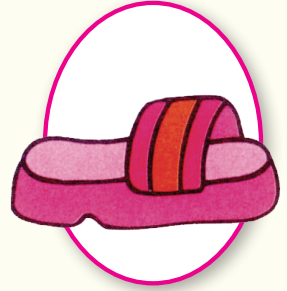


Draw sleeping lines in the water






Draw lines to join the pairs







Join the dots and fill the hippo
with the given pattern








Circle the pictures that begin with the given letter




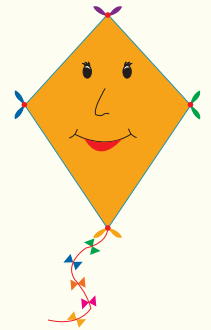









Join the dots and colour







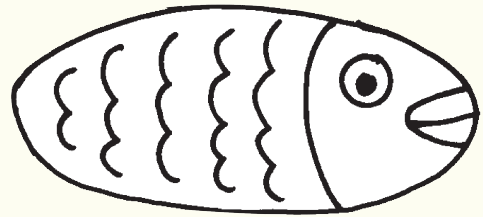





Circle the pictures that begin with the given letter






Draw the missing parts






Match the similar pictures
with the beginning letter



d




e





f



g




h

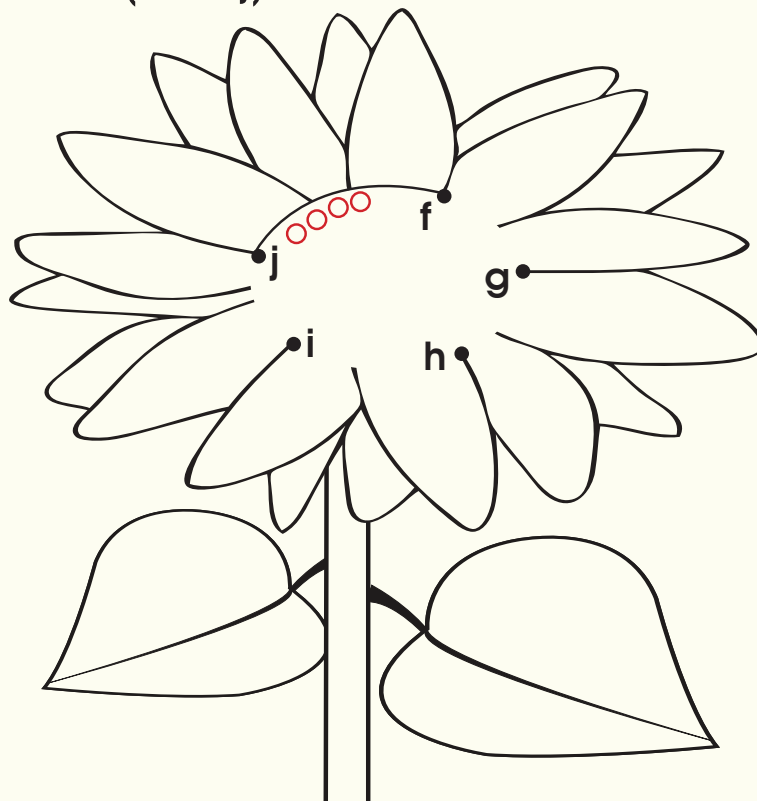




Draw the shell for the snail (a to e)



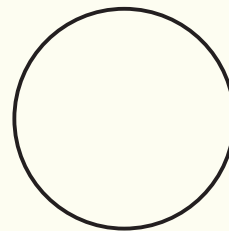

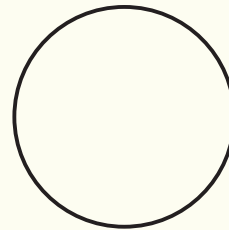


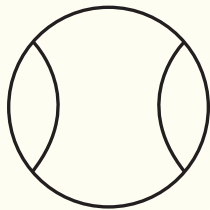




Join the dots (f to j) and draw circles in the flower





Draw the missing parts





Match letter to picture

m



k



j



l



i










Circle the odd one on each clothes line





Colour for the given number

3	
4	
1	
2	
5	





L.K.G.....

Name :

Worksheet No. :





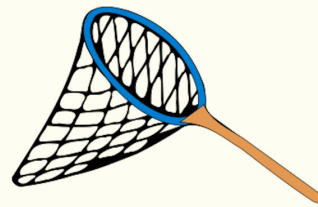



Draw apples on each tree
to equal the given number



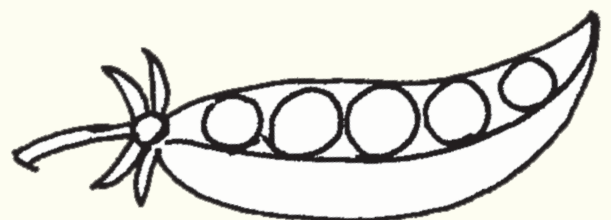



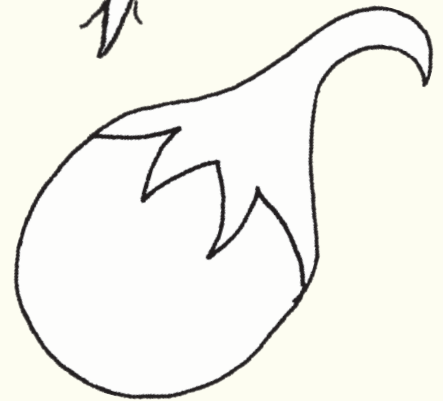

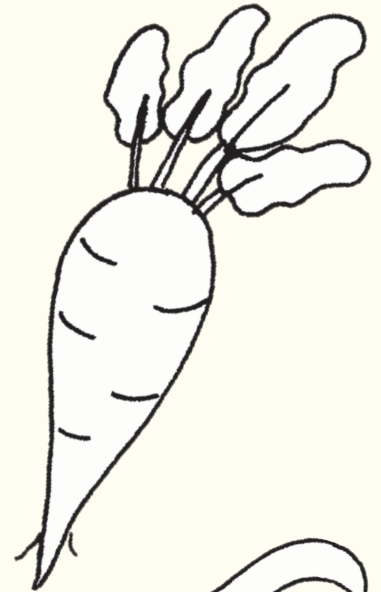



Circle the pictures that begin with the given letter





Colour and match





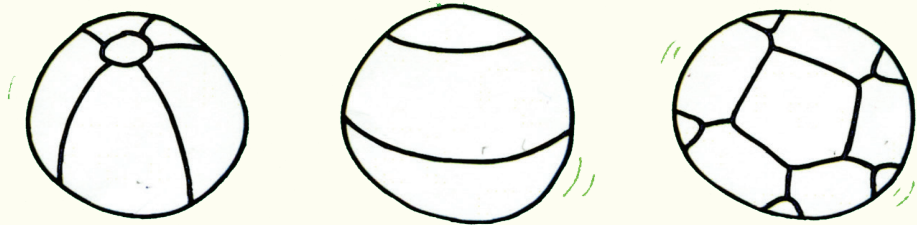


Colour the first row in red 

Colour the second row in blue 

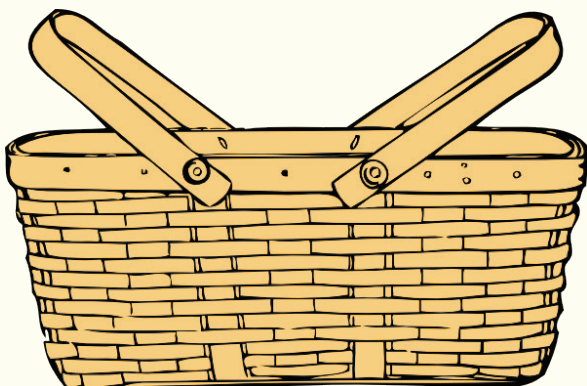
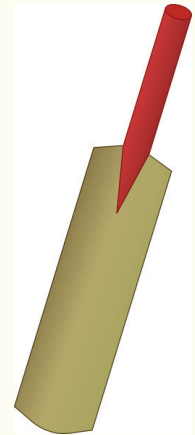

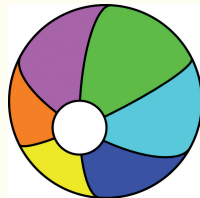

Colour the third row in yellow 

Colour the fourth row in purple 



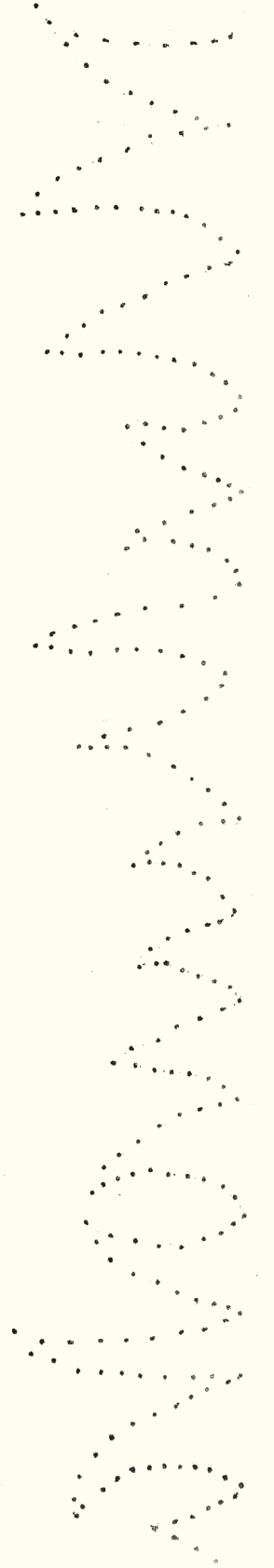

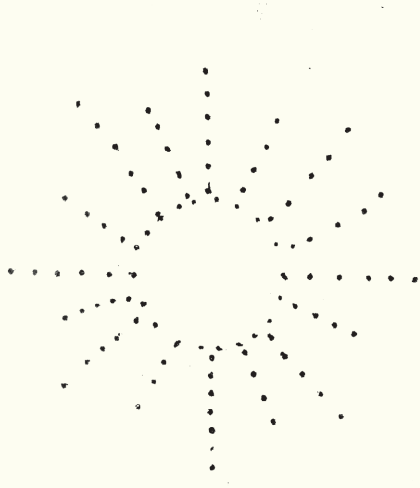


Draw lines to where it belongs



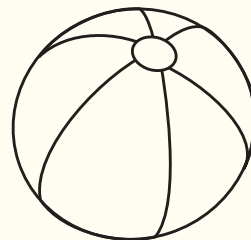


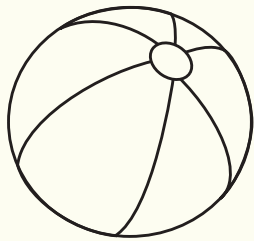


Join the dots 1 to 10





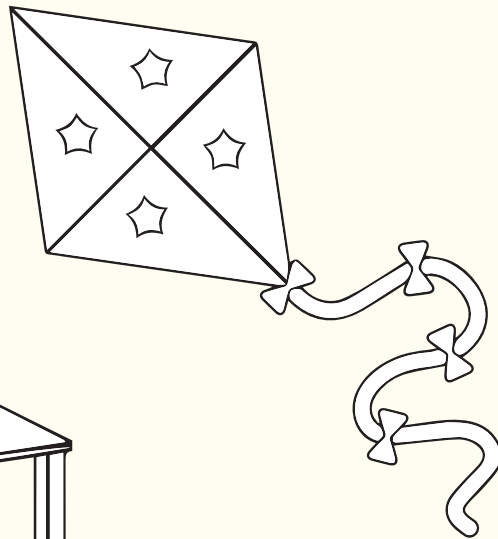

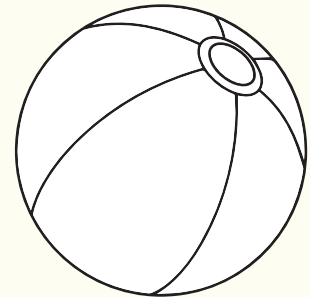

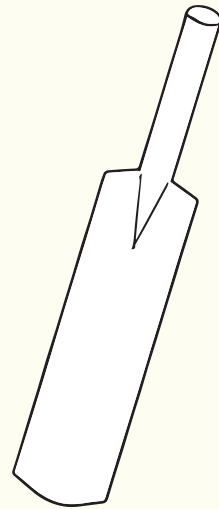


Match the similar balls
and colour





Colour the things that are
rectangle in shape









L.K.G..... Name : Worksheet No. :






Draw a line to join the objects
that go together





Fill the giraffe with $\Delta \Delta \Delta$





L.K.G..... Name : Worksheet No. :.....







Circle the tall ones and match them with their shadow






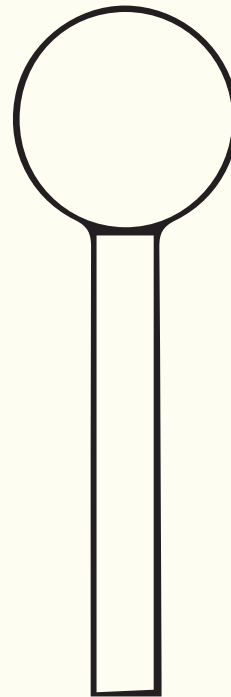
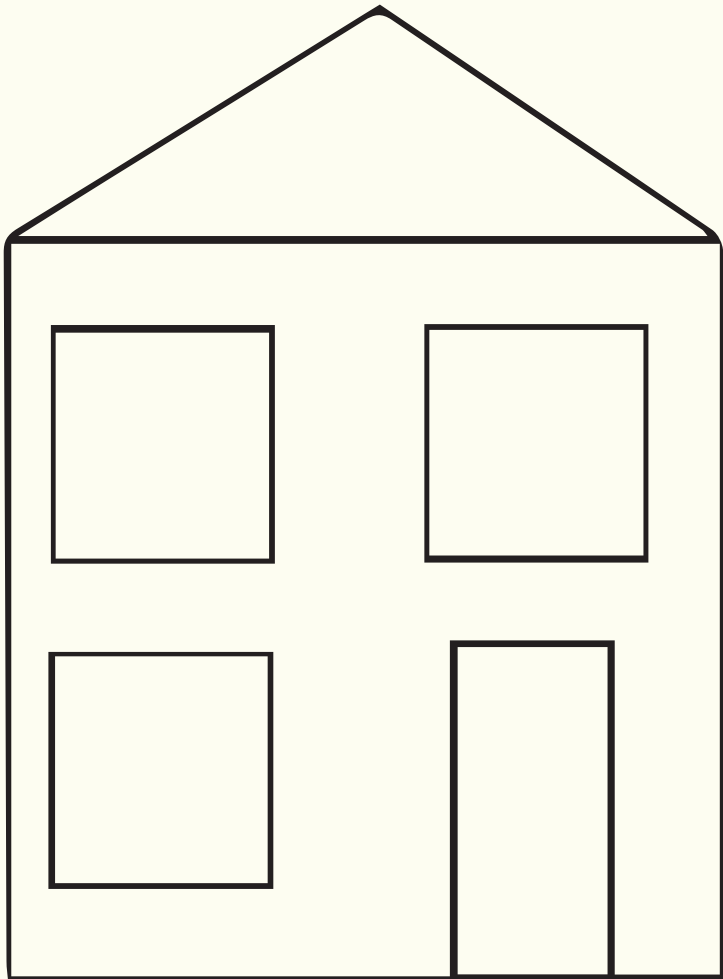
Colour the shapes

Colour the 

Colour the 

Colour the 

Colour the 




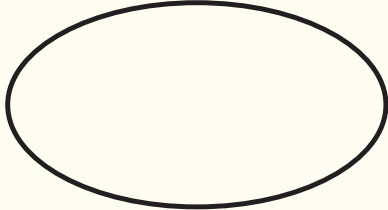

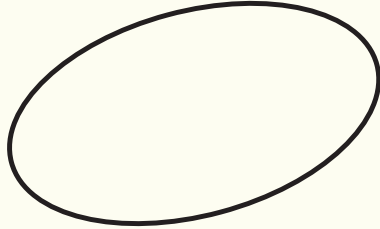
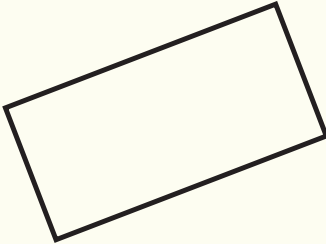
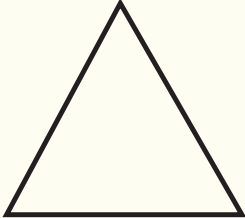
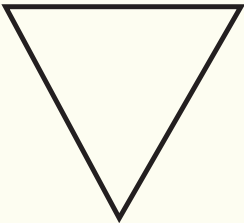



Draw bubbles in increasing size





Draw objects for the given shapes


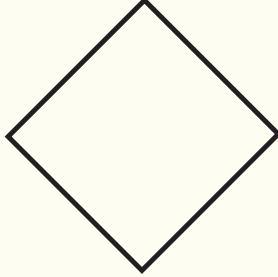



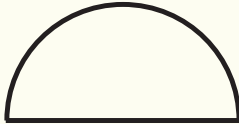


	
	
	
	

L.K.G. Name : Worksheet No. :











Draw objects for the given shapes





String the mother with her baby and food






Draw the missing parts





Match



Draw body for the farm animals







L.K.G.....

Name :

Worksheet No. :


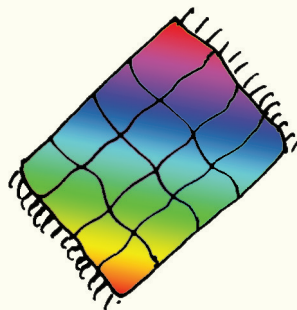








Fill in with the given shape





Circle the pictures that begin with the given letter



L.K.G.....


Name :

Worksheet No. :




Match letter to picture

v




s




r



w









t












See and draw



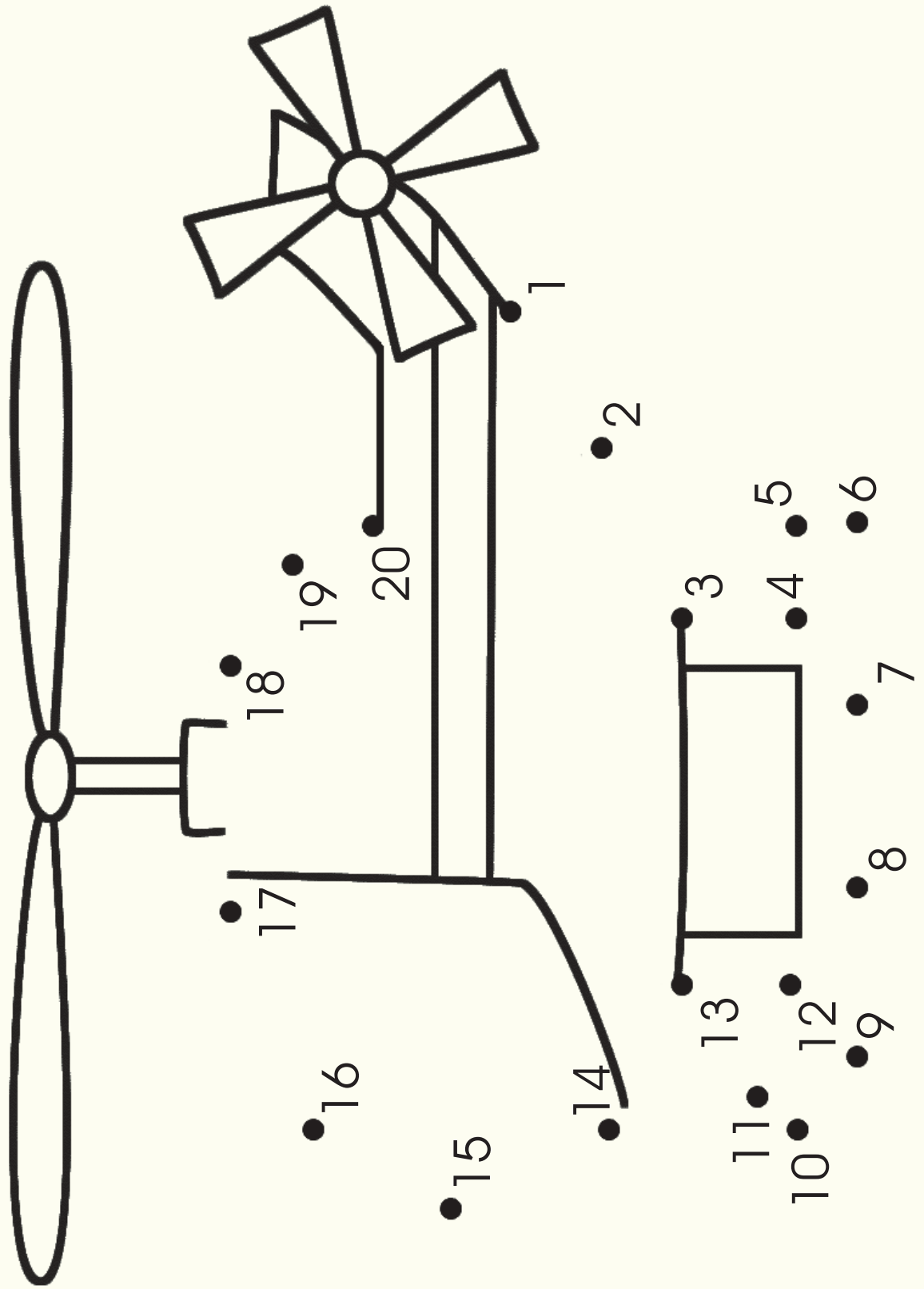


Circle the farm animals





Join the dots 1 to 20






Spot the difference





Circle the letters s, c, b, e
and p in the picture



Find the hidden letter and circle

U	S	C	L	M	P	H	G	J	H	I	P



Help the rabbit to eat the carrots

