


# Number Work

## Activity Book II - Senior Nursery



This book belongs to


Name : .....

Class : ..... Sec : .....

This book has been prepared by the Nursery team of the DAV Group of Schools, Chennai (managed by the Tamil Nadu Arya Samaj Educational Society). The book focuses on the Indian cultural heritage and promotes the spirit of patriotism amongst the tiny tots.

This is the first version of the book and could contain not only omissions, but also areas of improvement. We request the reader to excuse us for the omissions, but please do bring to our notice any feedback for correction and improvement in subsequent versions. We will remain grateful to you for your support and feedback. You can write to 'Tamilnadu Arya Samaj Educational Society' 212-213, Avvai Shanmugam Salai, Gopalapuram, Chennai - 600 086 or email to [publications@davchennai.org](mailto:publications@davchennai.org). You may also write to us to seek permission to print all or only certain chapters of the book.

# Count, write and match



2

7

3




5

9

6





4

8











Write 'b' for big picture, 's' for small  
and 'm' for medium







Colour the picture according to the given colour code

	- Red
	- Green
	- Blue
	- Yellow
	- Brown




# Count and write






Draw coins  for the given amount





₹5



₹9

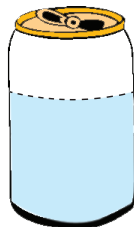

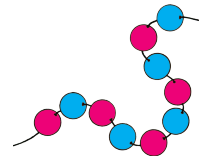
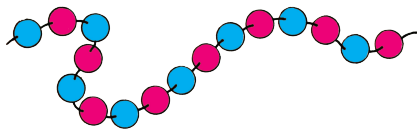
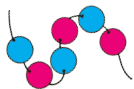
Circle the one which has more coins

Draw fruits in both the baskets



Circle the one which has more fruits

# More or less – number in order






Draw tall objects


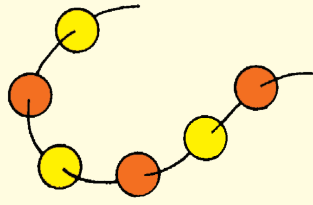
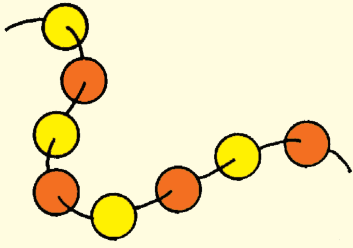


# Compare the size and match






Circle the short objects




Circle the object that is divided into equal parts






# Draw yourself


as a baby



as a child




as a grown up







Match the objects to the number name.



seven




nine



six




ten




eight


# Count and write the number name




.....




.....



.....




.....



.....

Count the apples and write the number









# Crossword puzzle

The crossword puzzle consists of the following grid and connections:





- Top Left:** A horizontal word starting with 'o' and ending with 'e'. An arrow points from the 'o' to a cloud containing one orange clownfish.
- Top Middle:** A vertical word starting with 't' and ending with 'n'. An arrow points from the 't' to a cloud containing six orange clownfish.
- Top Right:** A horizontal word starting with 's' and ending with 'n'. An arrow points from the 's' to a cloud containing six purple striped fish.
- Bottom Left:** A horizontal word starting with 'f' and ending with 'e'. An arrow points from the 'f' to a cloud containing five green spotted fish.
- Bottom Middle:** A vertical word starting with 'r' and ending with 'n'. An arrow points from the 'r' to a cloud containing five green spotted fish.
- Bottom Right:** A horizontal word starting with 't' and ending with 'e'. An arrow points from the 't' to a cloud containing two red and white striped fish.
- Bottom Far Right:** A vertical word starting with 'x' and ending with 'e'. An arrow points from the 'x' to a cloud containing six purple striped fish.

Number the pictures in order






Number the pictures in order





Number the pictures in order



# Skip count by 10's

10



Fill in the numbers in ascending  
and descending order



How many stars do you think you see in the sky? Don't count them just take a guess!

Write the number you guessed :



Now count the stars.

Write the number you counted :







Were you close?



Write the missing numbers 41 to 70




Write the missing numbers 71 to 100







Write the missing numbers 1 to 100



1                        7           




   12                        18       




           24                        30




31                    36               




       43                    48




51         59




63     68



71    75



82        89



94      100




Help your grandfather to  
skip count by 5's

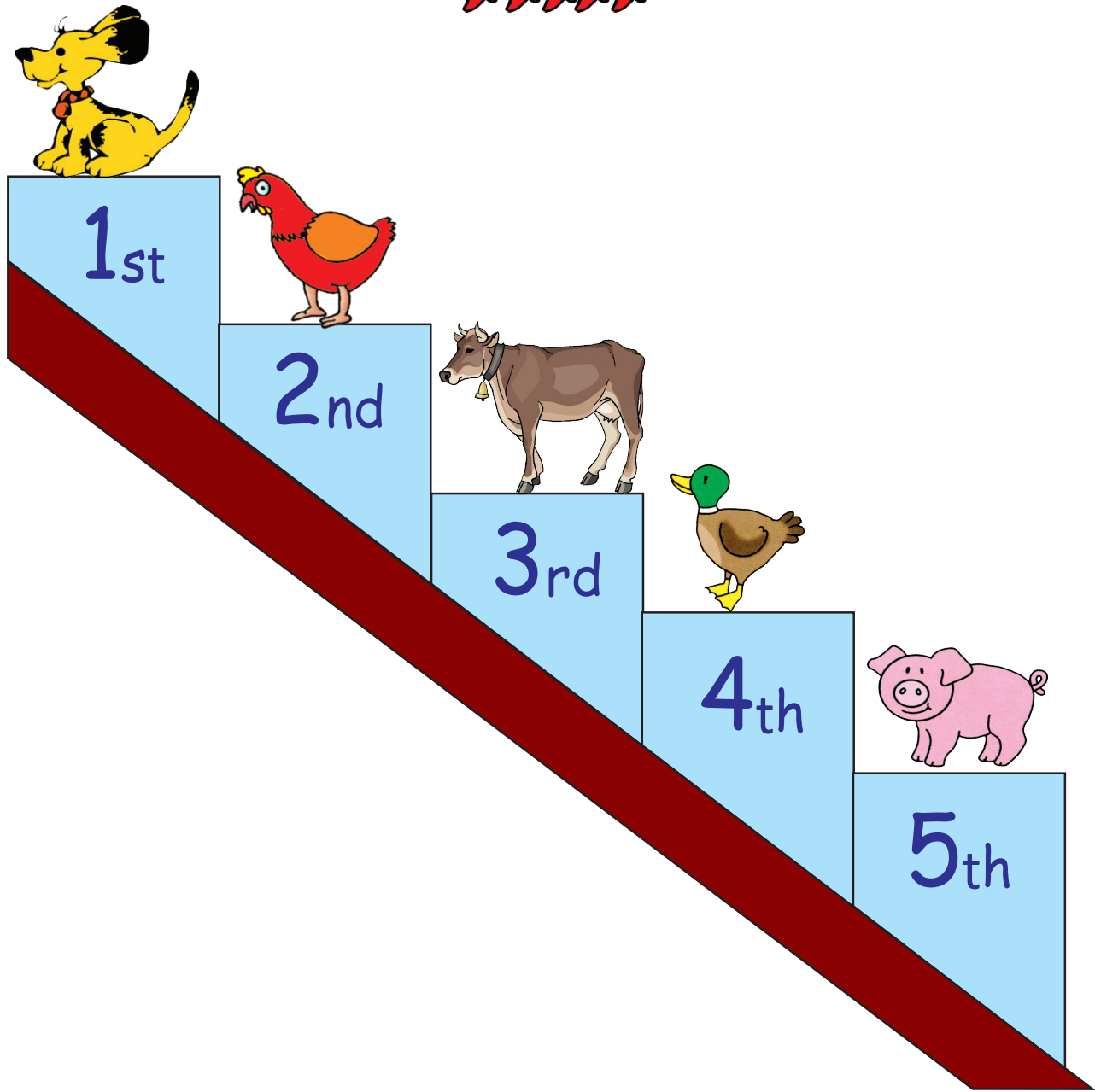


A large light blue rectangular area containing a grid of 21 empty square boxes. At the top center of this area is a yellow-bordered square containing the number 5. The boxes are arranged in a 5x4 grid with the last two boxes missing. The boxes are colored as follows:


Give away the



to the animals



\_\_\_\_\_



\_\_\_\_\_



\_\_\_\_\_













\_\_\_\_\_



\_\_\_\_\_



Write the name of the prize winner in  
the correct order

 <p>INDIA</p>	 <p>HAWAII</p>	 <p>SPAIN</p>	 <p>JAPAN</p>	 <p>THAILAND</p>	 <p>SCOTLAND</p>	 <p>ENGLAND</p>	 <p>ICELAND</p>	 <p>AMERICA</p>	 <p>ARABIA</p>
Finish									

1st \_\_\_\_\_ 2nd \_\_\_\_\_ 3rd \_\_\_\_\_

4th \_\_\_\_\_ 5th \_\_\_\_\_ 6th \_\_\_\_\_


7th \_\_\_\_\_ 8th \_\_\_\_\_ 9th \_\_\_\_\_

10th \_\_\_\_\_






Help the children reach the toy store







# Addition




+




=




+




=




+




=




+



=



+





=

# Addition



+

=




+

=




+

=



+

=



+

=

# Addition




+




=




+




=



+




=




+



=



+



=



## Add

1	+	3	=	
2	+	1	=	
5	+	2	=	
2	+	0	=	
4	+	1	=	
5	+	1	=	
1	+	0	=	
8	+	1	=	
5	+	5	=	
4	+	4	=	

## Add

2	+	4	=	
0	+	0	=	
4	+	0	=	
3	+	4	=	
6	+	2	=	
3	+	0	=	
2	+	3	=	
1	+	1	=	
9	+	0	=	
10	+	0	=	

# Add

$$\begin{array}{r} 1 \\ + 3 \\ \hline \end{array}$$

$$\begin{array}{r} 2 \\ + 0 \\ \hline \end{array}$$

$$\begin{array}{r} 3 \\ + 2 \\ \hline \end{array}$$

$$\begin{array}{r} 2 \\ + 1 \\ \hline \end{array}$$

$$\begin{array}{r} 4 \\ + 2 \\ \hline \end{array}$$

$$\begin{array}{r} 1 \\ + 0 \\ \hline \end{array}$$

$$\begin{array}{r} 0 \\ + 0 \\ \hline \end{array}$$

$$\begin{array}{r} 4 \\ + 3 \\ \hline \end{array}$$



## Add

$\begin{array}{r} + 4 \\ + 2 \\ \hline \end{array}$	$\begin{array}{r} + 5 \\ + 0 \\ \hline \end{array}$	$\begin{array}{r} + 3 \\ + 1 \\ \hline \end{array}$
$\begin{array}{r} + 5 \\ + 4 \\ \hline \end{array}$	$\begin{array}{r} + 1 \\ + 5 \\ \hline \end{array}$	$\begin{array}{r} + 2 \\ + 3 \\ \hline \end{array}$
$\begin{array}{r} + 6 \\ + 2 \\ \hline \end{array}$	$\begin{array}{r} + 5 \\ + 2 \\ \hline \end{array}$	$\begin{array}{r} + 7 \\ + 4 \\ \hline \end{array}$
$\begin{array}{r} + 7 \\ + 5 \\ \hline \end{array}$	$\begin{array}{r} + 8 \\ + 1 \\ \hline \end{array}$	$\begin{array}{r} + 9 \\ + 1 \\ \hline \end{array}$
$\begin{array}{r} + 1 \\ + 0 \\ \hline \end{array}$	$\begin{array}{r} + 2 \\ + 0 \\ \hline \end{array}$	$\begin{array}{r} + 3 \\ + 0 \\ \hline \end{array}$
$\begin{array}{r} + 3 \\ + 3 \\ \hline \end{array}$	$\begin{array}{r} + 2 \\ + 2 \\ \hline \end{array}$	$\begin{array}{r} + 4 \\ + 4 \\ \hline \end{array}$

## Add

$\begin{array}{r} + 5 \\ 5 \\ \hline \end{array}$	$\begin{array}{r} + 6 \\ 3 \\ \hline \end{array}$	$\begin{array}{r} + 7 \\ 1 \\ \hline \end{array}$
$\begin{array}{r} + 8 \\ 5 \\ \hline \end{array}$	$\begin{array}{r} + 9 \\ 3 \\ \hline \end{array}$	$\begin{array}{r} + 6 \\ 5 \\ \hline \end{array}$
$\begin{array}{r} + 5 \\ 0 \\ \hline \end{array}$	$\begin{array}{r} + 6 \\ 2 \\ \hline \end{array}$	$\begin{array}{r} + 4 \\ 3 \\ \hline \end{array}$
$\begin{array}{r} + 8 \\ 2 \\ \hline \end{array}$	$\begin{array}{r} + 4 \\ 1 \\ \hline \end{array}$	$\begin{array}{r} + 5 \\ 2 \\ \hline \end{array}$
$\begin{array}{r} + 9 \\ 0 \\ \hline \end{array}$	$\begin{array}{r} + 6 \\ 0 \\ \hline \end{array}$	$\begin{array}{r} + 0 \\ 5 \\ \hline \end{array}$
$\begin{array}{r} + 2 \\ 3 \\ \hline \end{array}$	$\begin{array}{r} + 2 \\ 2 \\ \hline \end{array}$	$\begin{array}{r} + 8 \\ 1 \\ \hline \end{array}$