



Anubhav

**GANITAM**

THE WORLD OF MATHEMATICS

**CLASS II**

Activity Book




Name:

School:

**CLASS 2**  
**Anubhav Ganitam**

# The Learning Tree



## Content Developers

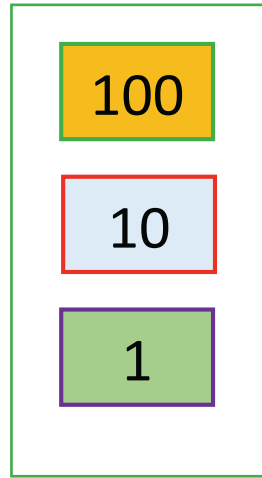
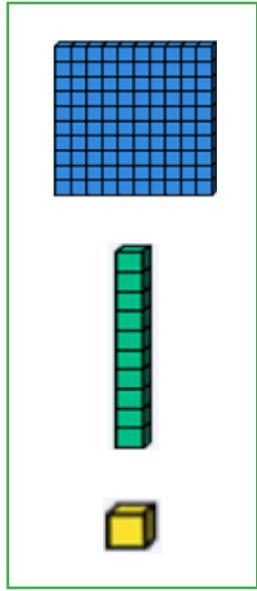

- 1) S. Charumathy, B.Sc. B.Ed.
- 2) Sangeetha D, B.Sc, M.B.A, B.Ed.

## Wrapper Design

Ms. Hamsavani Raman & Team

# CONTENTS


S.No.	Activity	Page	Marks	Teacher's Sign
1	Play with numbers-1	1		
2	Play with numbers-2	2		
3	Expanded Form	3		
4	Let's build numbers	4		
5	Odd and Even Numbers	5		
6	Regrouping	6		
7	Sum or Difference	8		
8	Multiplication	10		
9	Let's shape it out	12		
11	Time	13		
10	Count the cash	14		
12	Creative Corner	16		
13	Activity Kit	19-27		



- 0
- 1
- 2
- 3
- 4
- 5
- 6
- 7
- 8
- 9



436

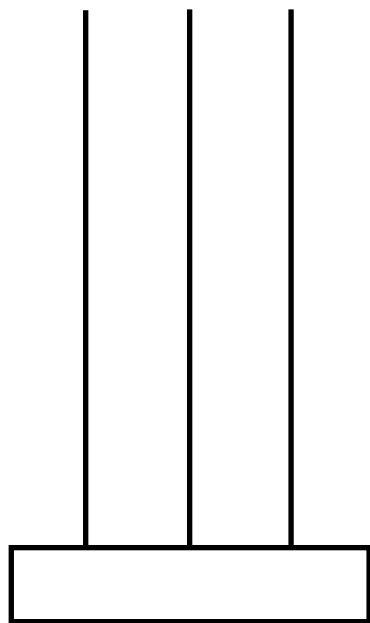


DATE: \_\_\_\_\_

## Activity 1 - Play with numbers 1

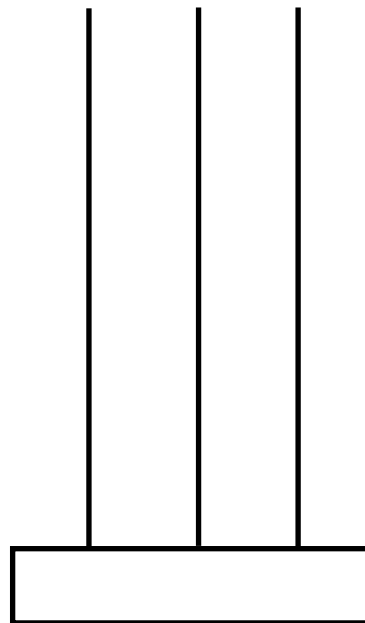
Use the kit to represent the given number on the abacus.

a) 493



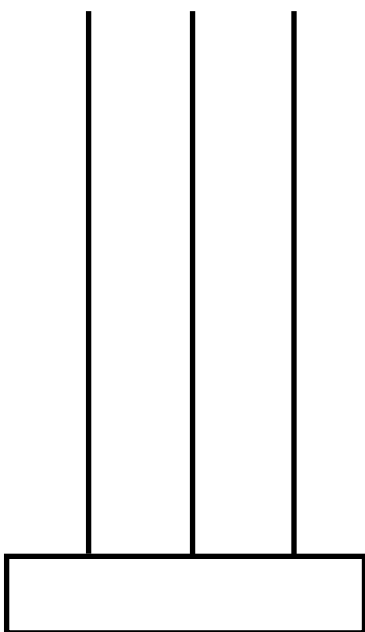
Number Name : \_\_\_\_\_

b) 571




Number Name : \_\_\_\_\_

c) 806



Number Name : \_\_\_\_\_

d) 259



Number Name : \_\_\_\_\_

DATE: \_\_\_\_\_

## Activity 2 - Play with numbers 2

Use the kit to represent the given number.

a) Any 3-digit number with 6 in the ones place and 4 in the hundreds place

b) Any 3-digit number with 2 in the hundreds place and 5 in the tens place

DATE: \_\_\_\_\_

## Activity 3 - Expanded Form

Use the kit to represent the given number in expanded form

a) Number of days in a year

b) The last page number of your Ganitam book

Part 1 -

Part 2-



DATE: \_\_\_\_\_

## Activity 4 - Let's build numbers

Use the kit to build all possible 3-digit numbers using

a) 1, 9, 7



b) 0, 3, 8



c) 5, 2, 6



DATE: \_\_\_\_\_

## Activity 5 - Odd and Even Numbers

Use the kit to make the 3-digit numbers in the circle odd and the 3-digit numbers in the rectangle even.

4 0 \_\_\_

7 3 \_\_\_      2 1 \_\_\_

6 8 \_\_\_      1 4 \_\_\_      3 0 \_\_\_

5 3 \_\_\_      8 7 \_\_\_

9 6 \_\_\_

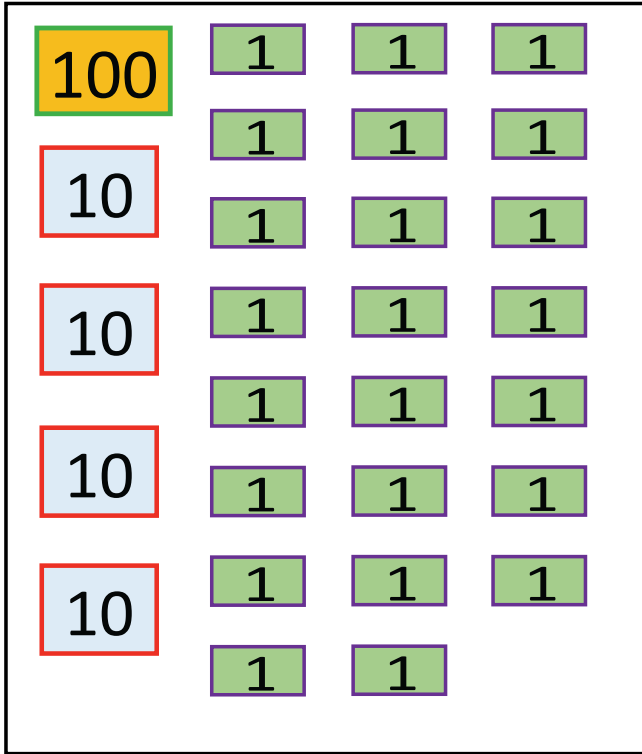
2 9 ___	5 8 ___
1 4 ___	3 6 ___
3 3 ___	8 1 ___
7 2 ___	9 0 ___

DATE: \_\_\_\_\_

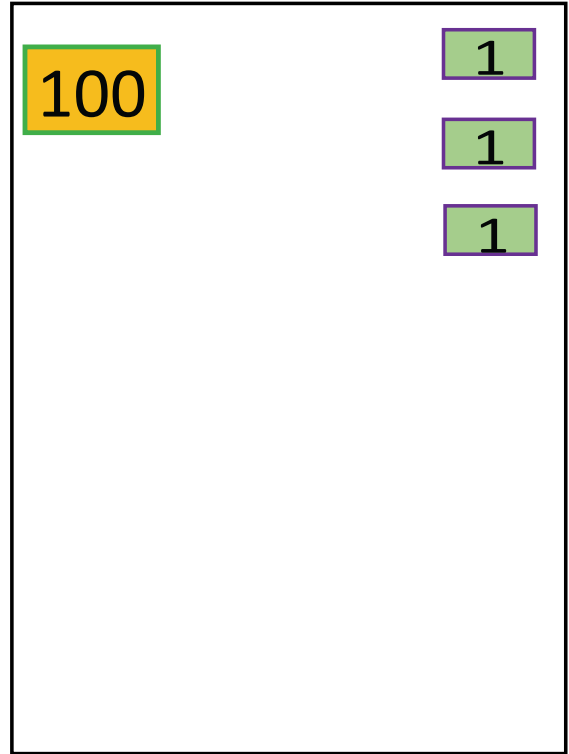
## Activity 6 - Regrouping

Use the kit to regroup hundreds, tens and ones

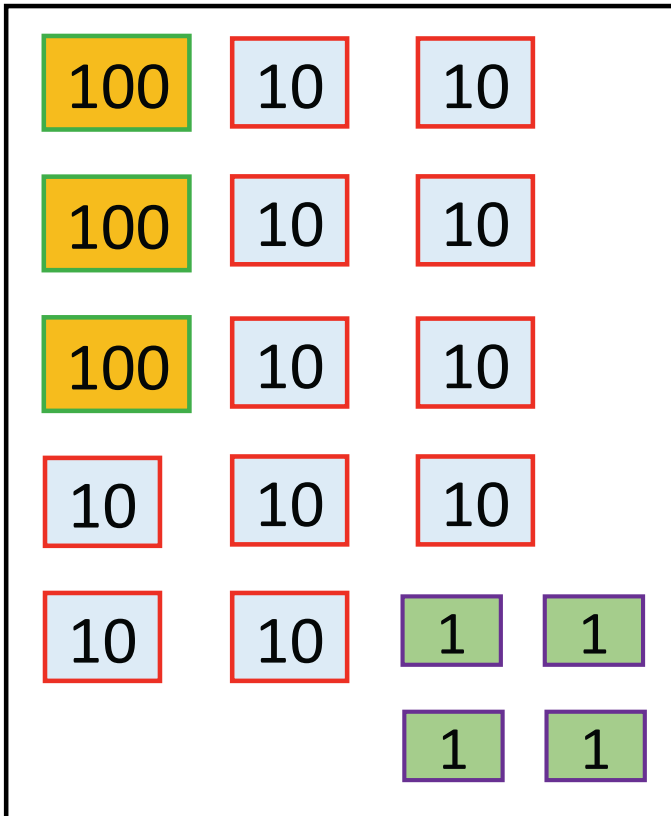
a) 1 hundred + 4 tens + 23 ones = 1 hundred + \_\_\_\_\_ tens + 3 ones



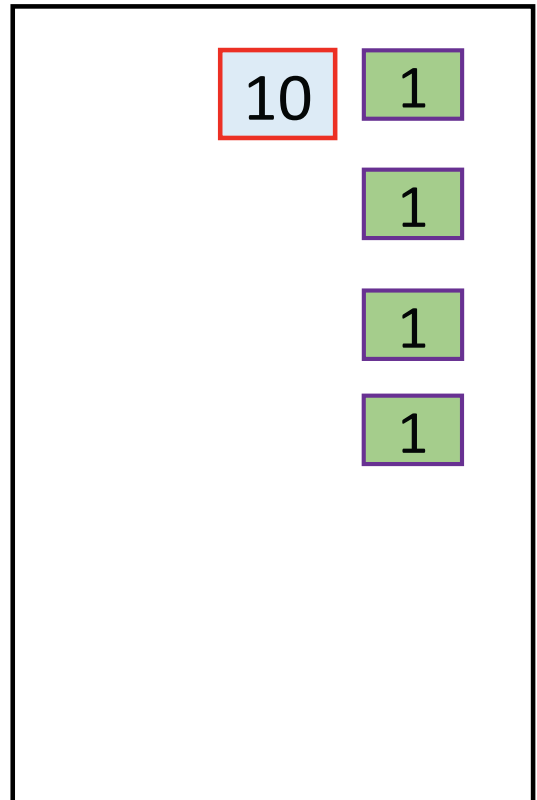
=



b) 3 hundreds + 11 tens + 4 ones = \_\_\_\_\_ hundreds + 1 tens + 4 ones

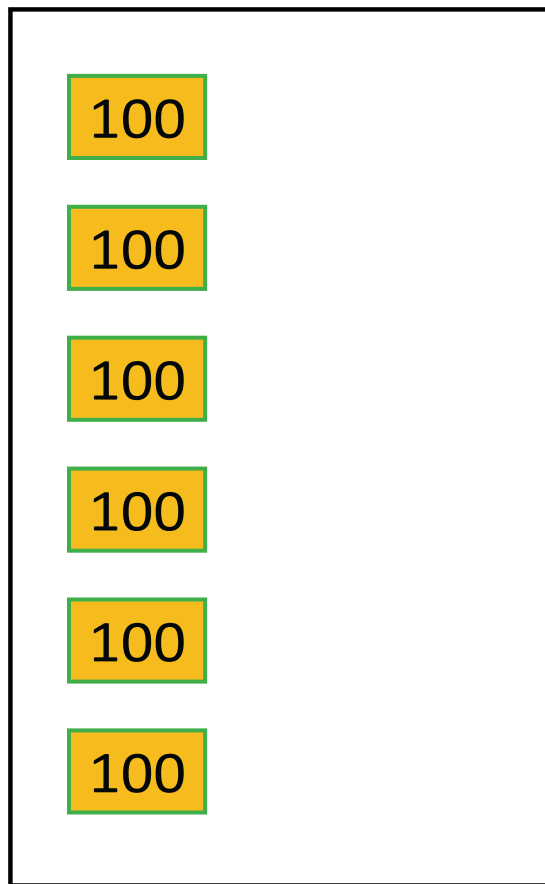
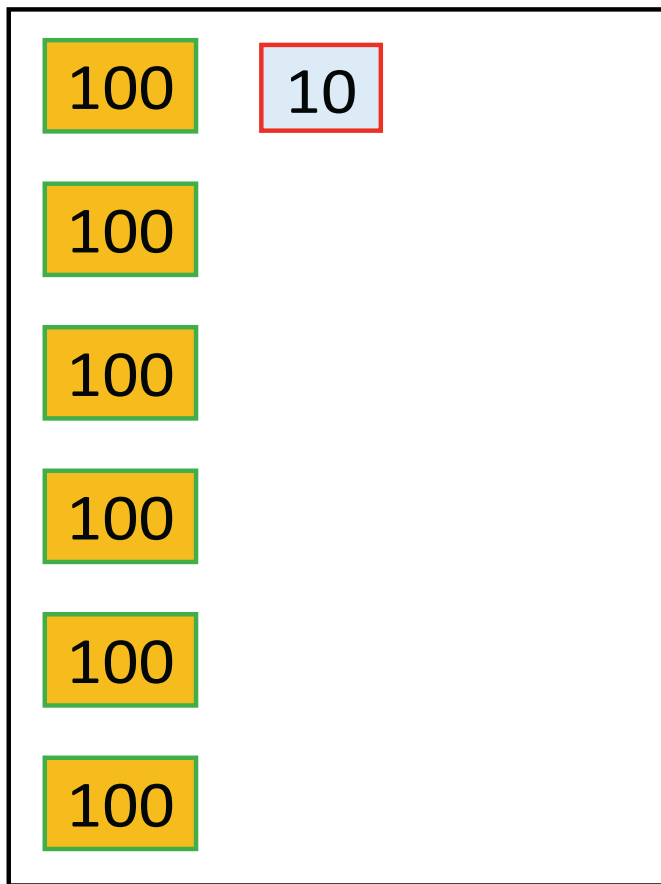


=



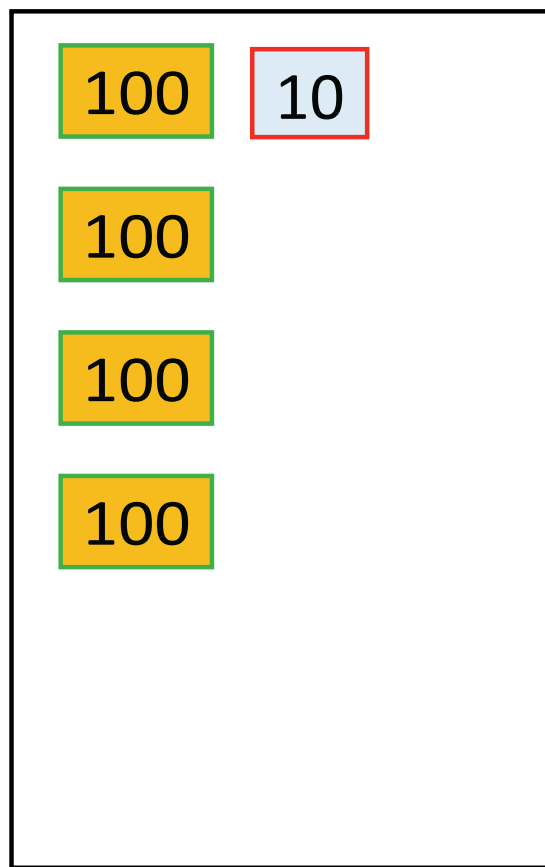
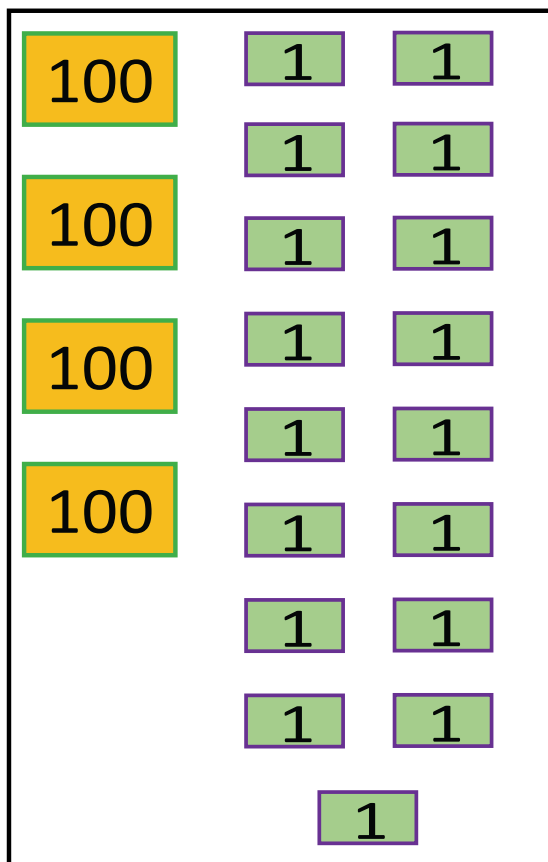
c) 6 hundreds + 1 tens

= 6 hundreds + \_\_\_ ones



d) 4 hundreds + 17 ones

= 4 hundreds + 1 tens + \_\_\_ ones



DATE: \_\_\_\_\_

## Activity 7 - Sum or Difference

Use the kit to find the addends.

$$\begin{array}{r} \boxed{\phantom{000}} \\ + \boxed{98} \\ \hline \boxed{534} \\ \hline \end{array}$$

$$\begin{array}{r} \boxed{400} \\ + \boxed{\phantom{000}} \\ \hline \boxed{887} \\ \hline \end{array}$$

$$\begin{array}{r} \boxed{436} \\ + \boxed{\phantom{000}} \\ \hline \boxed{636} \\ \hline \end{array}$$

$$\begin{array}{r} \boxed{999} \\ + \boxed{\phantom{000}} \\ \hline \boxed{1000} \\ \hline \end{array}$$

$$\begin{array}{r} \boxed{\phantom{000}} \\ + \boxed{\phantom{000}} \\ \hline \boxed{339} \\ \hline \end{array}$$

$$\begin{array}{r} \boxed{208} \\ + \boxed{\phantom{000}} \\ \hline \boxed{580} \\ \hline \end{array}$$

Use the kit to fill in the subtraction statement.

$$\begin{array}{r} 939 \\ - \square \\ \hline 610 \\ \hline \end{array}$$

$$\begin{array}{r} \square \\ - 141 \\ \hline 641 \\ \hline \end{array}$$

$$\begin{array}{r} 999 \\ - \square \\ \hline 123 \\ \hline \end{array}$$

$$\begin{array}{r} 400 \\ - \square \\ \hline 23 \\ \hline \end{array}$$

$$\begin{array}{r} 910 \\ - \square \\ \hline 125 \\ \hline \end{array}$$


$$\begin{array}{r} 532 \\ - \square \\ \hline 0 \\ \hline \end{array}$$

DATE: \_\_\_\_\_

## Activity 8 - Multiplication

Use the kit to show the multiplication fact for

- a) 2 added to itself 5 times




- b) 3 groups of 3 each



c) 7 times 1



d) \_\_\_\_ + \_\_\_\_ + \_\_\_\_ + \_\_\_\_ = 8





DATE: \_\_\_\_\_

## Activity 9 - Let's shape it out

Observe the Warli painting below and create your own pattern in the space provided.



DATE: \_\_\_\_\_

## Activity 10 - Time

Write the numbers on the face of the clock and draw the hands according to the given time.

a) 6 O'clock



b) half past 9



c) 30 minutes past 2



d) 1 hour after 12 O'clock



DATE: \_\_\_\_\_


## Activity 11 - Count the cash

Choose items that you would like to buy for the amounts given

a)



b)



c)



d)



e)



f)





**CREATIVE CORNER**

**CREATIVE CORNER**

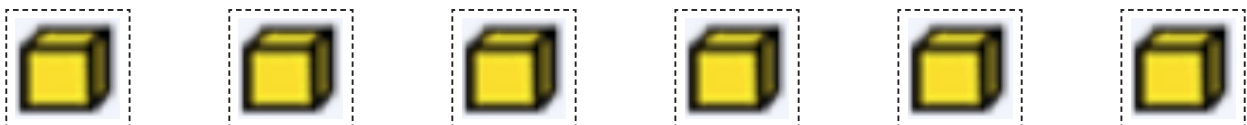

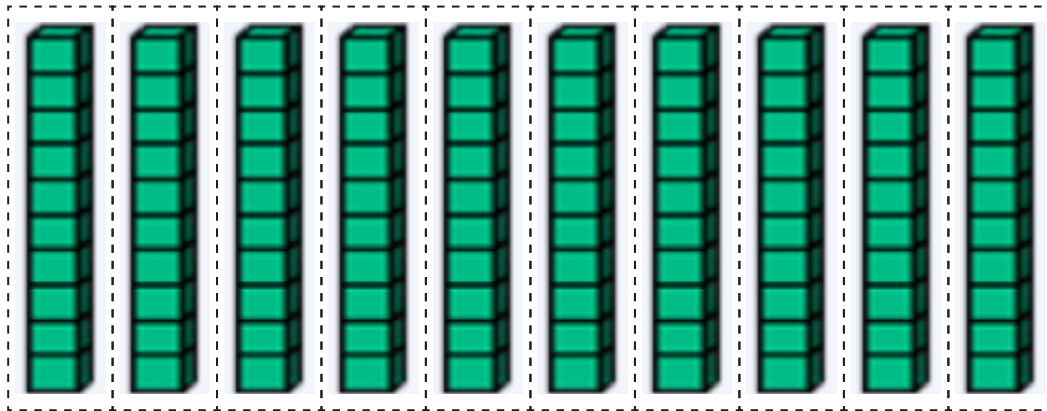

**CREATIVE CORNER**

# ACTIVITY – 1





## ACTIVITY – 2



## ACTIVITY – 3

100	100	100	100	100
100	100	100	100	100
10	10	10	10	10
10	10	10	10	10
10	10	10	10	10
10	10	10	10	10
10	10	10	10	10
1	1	1	1	1
1	1	1	1	1
1	1	1	1	1

## ACTIVITY – 4

0 0 0 0 0 0 0 0 0

1 1 1 1 1 1 1 1 1

2 2 2 2 2 2 2 2 2

3 3 3 3 3 3 3 3 3

4 4 4 4 4 4 4 4 4

5 5 5 5 5 5 5 5 5

6 6 6 6 6 6 6 6 6

7 7 7 7 7 7 7 7 7

8 8 8 8 8 8 8 8 8

9 9 9 9 9 9 9 9 9

## ACTIVITY – 5

0 0 0 0 0 0 0 0 0

1 1 1 1 1 1 1 1 1

2 2 2 2 2 2 2 2 2

3 3 3 3 3 3 3 3 3

4 4 4 4 4 4 4 4 4

5 5 5 5 5 5 5 5 5

6 6 6 6 6 6 6 6 6

7 7 7 7 7 7 7 7 7

8 8 8 8 8 8 8 8 8

9 9 9 9 9 9 9 9 9

## ACTIVITY – 6

100	100	100
100	100	100
100	100	100
100	100	100
100	100	100
100	100	100
100	100	100
100	100	100
100	100	100

1	1	1	1
1	1	1	1
1	1	1	1
1	1	1	1
1	1	1	1
1	1	1	1
1	1	1	1
1	1	1	1

10	10	10	10	10	10
10	10	10	10	10	10
10	10	10	10	10	10
10	10	10	10	10	10

## ACTIVITY – 7

436

377

785

98

207

329

372

132

999

208

561

782

594

695

75

864

23

532

876

1


487

400

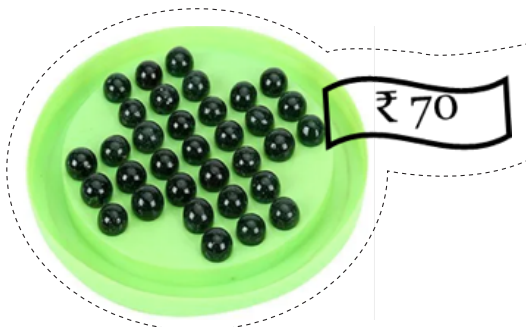

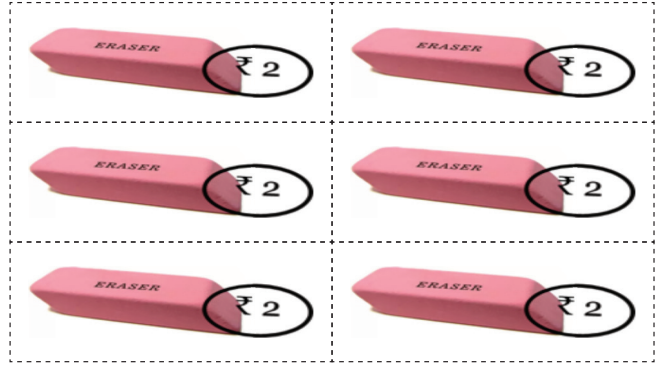

200

334

# ACTIVITY – 8



# ACTIVITY – 11





I like Mathematics because...



Price : ₹ 100



9 788197 118654