

Anubhav

GANITAM

THE WORLD OF MATHEMATICS

CLASS I
Activity Book




Name:

School:

CLASS 1

Anubhav Ganitam

The Learning Tree



Content Developers

- 1) S. Charumathy, B.Sc. B.Ed.
- 2) Sangeetha D, B.Sc, M.B.A, B.Ed

Wrapper Design

Ms. Hamsavani Raman & Team

CONTENTS


S.No.	Activity	Page	Marks	Teacher's Sign
1	Play with numbers - 1	1		
2	Play with numbers - 2	2		
3	Expanded form	3		
4	Ordinal Numbers	4		
5	Sum	5		
6	Difference	6		
7	Shapes and Patterns	7		
8	Count the cash	8		
9	Time	9		
10	Skip counting	10		
11	Creative corner	11		
12	Activity kit	13-19		

DATE: _____

Activity 1 - Play with numbers 1


Use the kit to represent the given number on the abacus

a) 8




Number Name : _____

b) 14



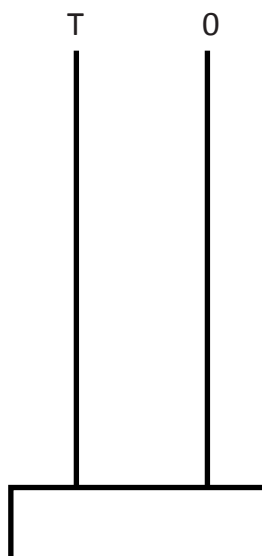
Number Name : _____

c) 16



Number Name : _____

d) 20



Number Name : _____

DATE: _____

Activity 2 - Play with numbers 2

Use the kit to represent the given number.

a) Today's date

b) Your roll number

DATE: _____

Activity 3 - Expanded form

Use the kit to represent the given numbers in expanded form

a) 25

b) 1 more than 19

DATE: _____

Activity 4 - Ordinal Numbers

1. Use the kit to find the words

a)

Sixth alphabet	First alphabet	Third alphabet	Fifth alphabet

b)

2 nd alphabet	5 th alphabet	1 st alphabet	3 rd alphabet	8 th alphabet

2. Find the position of the alphabets

a)

B	E	A	D

b)

C	H	I	E	F

DATE: _____

Activity 5 - Sum

Use the kit to find the addends

a) $\boxed{3} = \boxed{} + \boxed{}$

b) $\boxed{6} = \boxed{} + \boxed{}$

c) $\boxed{4} = \boxed{} + \boxed{}$

d) $\boxed{7} = \boxed{} + \boxed{}$

e) $\boxed{5} = \boxed{} + \boxed{}$

f) $\boxed{1} = \boxed{} + \boxed{}$

g) $\boxed{12} = \boxed{} + \boxed{}$

h) $\boxed{8} = \boxed{} + \boxed{} + \boxed{}$

i) $\boxed{11} = \boxed{} + \boxed{} + \boxed{}$

j) $\boxed{10} = \boxed{} + \boxed{} + \boxed{}$

DATE: _____

Activity 6 - Difference

Use the kit to show the subtraction fact.

a) $6 - 2 =$ _____

	-		=	
--	---	--	---	--

b) $8 - 3 =$ _____

	-		=	
--	---	--	---	--

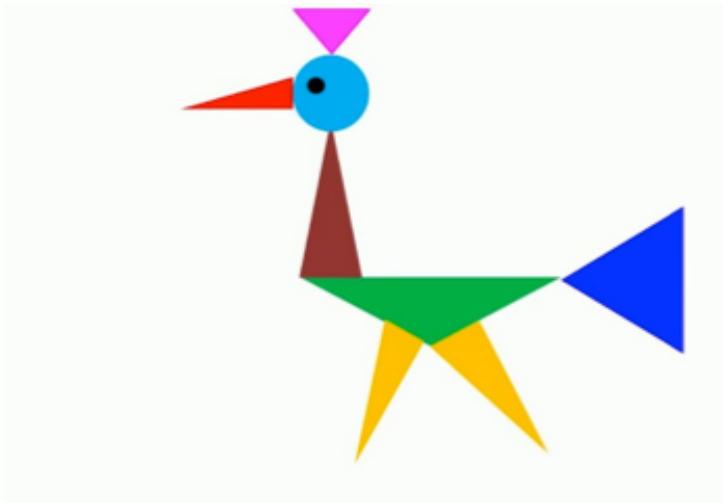
c) $7 - 5 =$ _____

	-		=	
--	---	--	---	--

DATE: _____

Activity 7 - Shapes and Patterns

Use the shapes kit to make the picture



DATE: _____

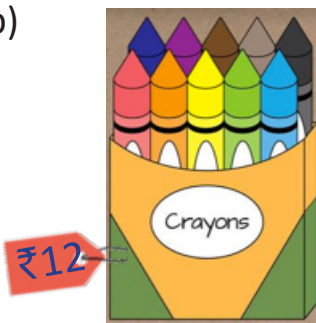
Activity 8 - Count the cash

Use the kit to stick the notes and coins you will use to buy the given items.

a)



b)



c)



d)




DATE: _____

Activity 9 - Time

Draw the hands to show the time :


a) 1 hour before 12 O'clock is _____

b) 7 O'clock



c) I go to bed at _____ in the night.

d) 2 hours after 11:00



DATE: _____

Activity 10 - Skip counting

Skip count by 2 s and circle the numbers



1	2	3	4	5	6	7	8	9	10
11	12	13	14	15	16	17	18	19	20
21	22	23	24	25	26	27	28	29	30
31	32	33	34	35	36	37	38	39	40
41	42	43	44	45	46	47	48	49	50

Skip count by 5 s and circle the numbers

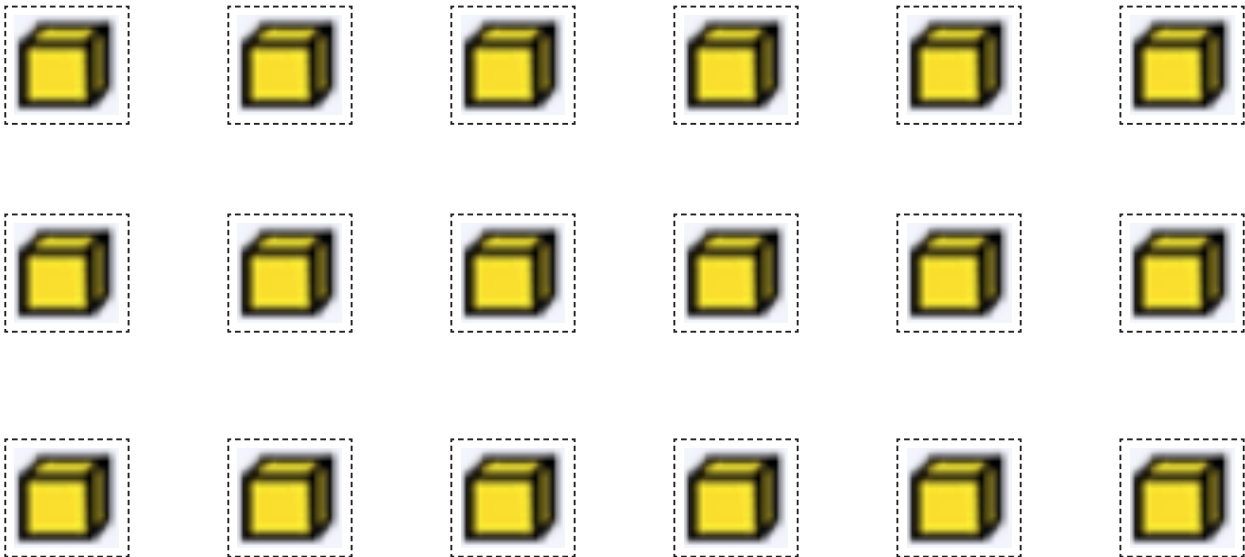

51	52	53	54	55	56	57	58	59	60
61	62	63	64	65	66	67	68	69	70
71	72	73	74	75	76	77	78	79	80
81	82	83	84	85	86	87	88	89	90
91	92	93	94	95	96	97	98	99	100

CREATIVE CORNER

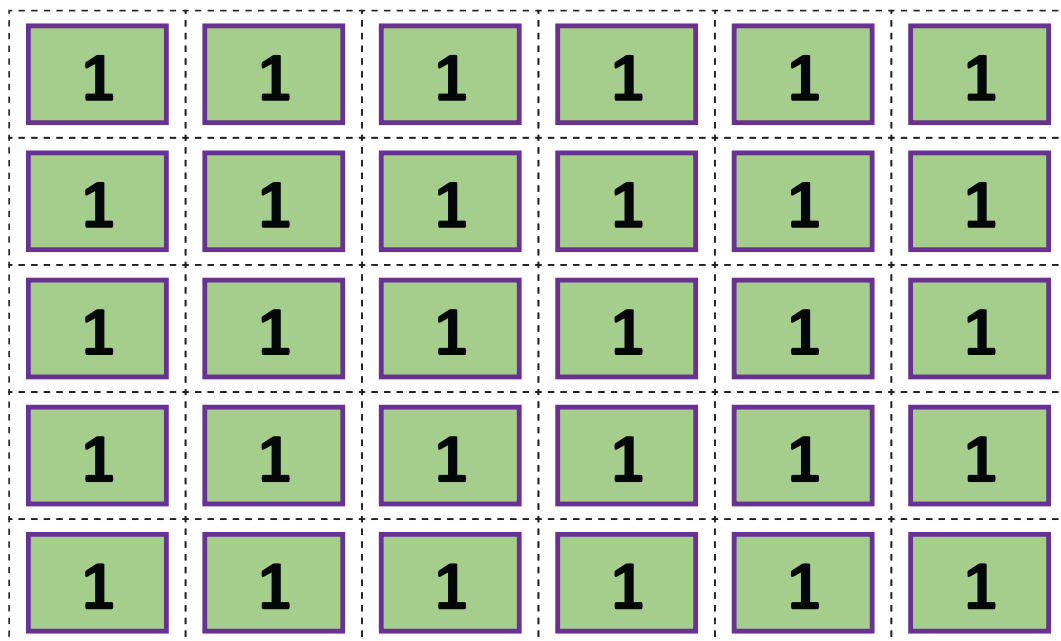
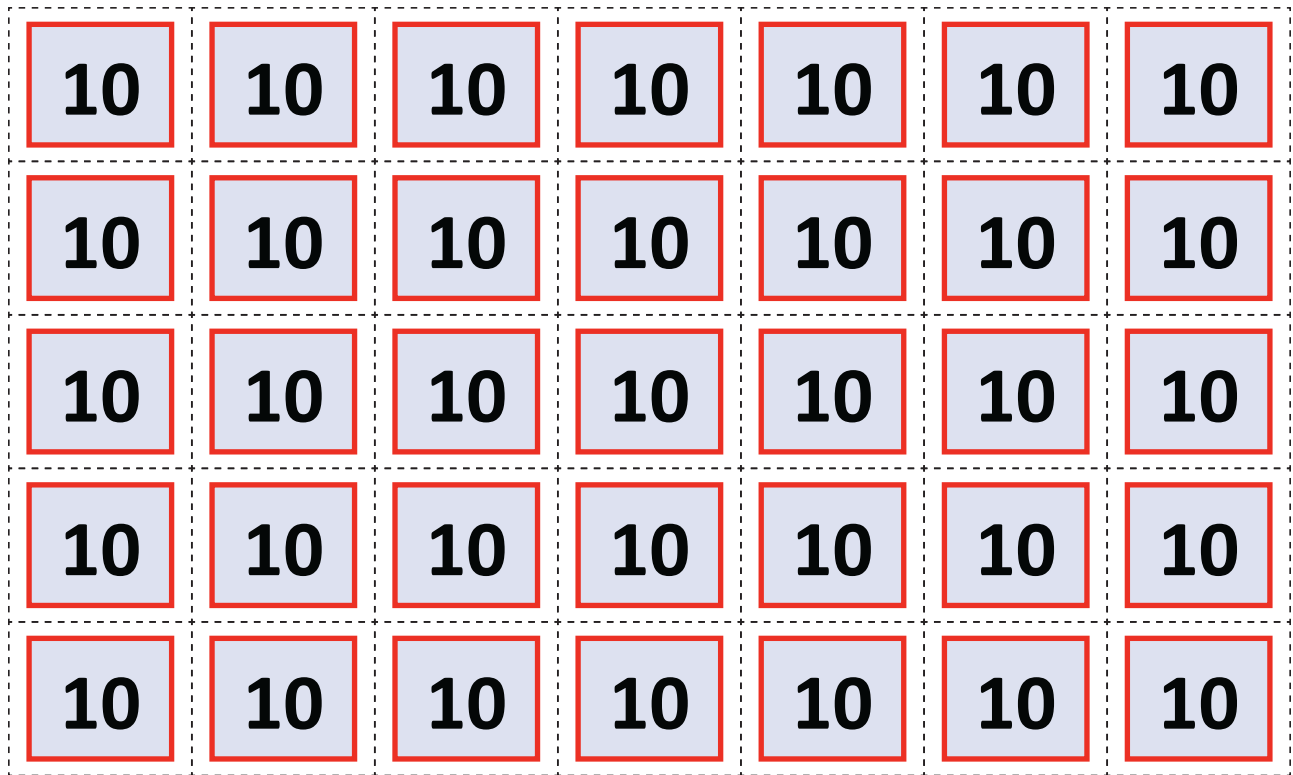
ACTIVITY – 1




ACTIVITY – 2



ACTIVITY – 3



ACTIVITY – 4



ACTIVITY – 5

0 0 0 0 0 0 0 0 0

1 1 1 1 1 1 1 1 1

2 2 2 2 2 2 2 2 2

3 3 3 3 3 3 3 3 3

4 4 4 4 4 4 4 4 4

5 5 5 5 5 5 5 5 5



6 6 6 6 6 6 6 6 6

7 7 7 7 7 7 7 7 7

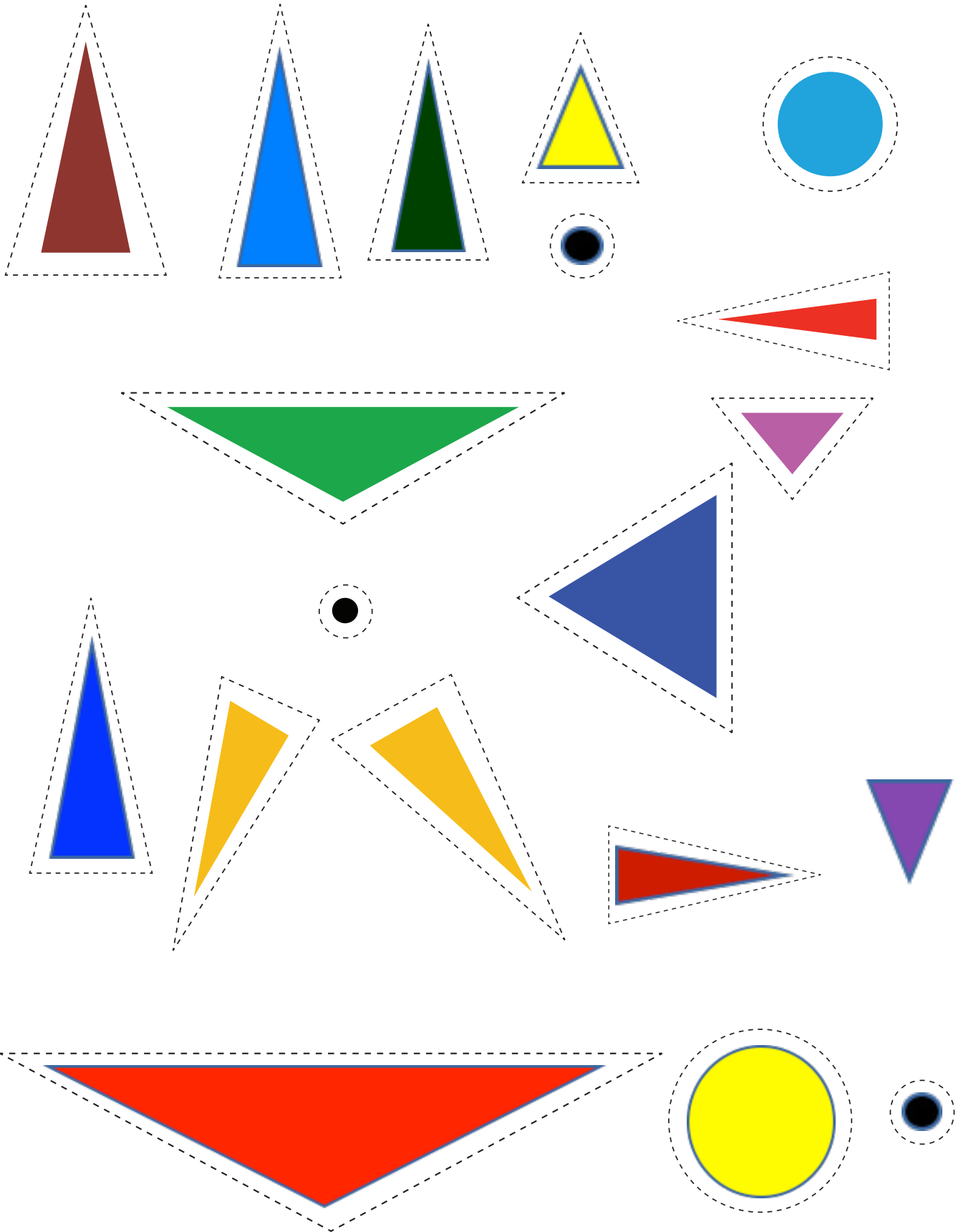
8 8 8 8 8 8 8 8 8

9 9 9 9 9 9 9 9 9

ACTIVITY – 6



ACTIVITY – 7



ACTIVITY – 8



I like Mathematics because...



Price : ₹ 100

