

# Worksheets

JUNIOR NURSERY





# Worksheets

## Junior Nursery

This book belongs to

Name : .....






Class : ..... Sec : .....

This book has been prepared by the Nursery team of the DAV Group of Schools, Chennai (managed by the Tamil Nadu Arya Samaj Educational Society). The book focuses on the Indian cultural heritage and promotes the spirit of patriotism amongst the tiny tots.

This is the first version of the book and could contain not only omissions, but also areas of improvement. We request the reader to excuse us for the omissions, but please do bring to our notice any feedback for correction and improvement in subsequent versions. We will remain grateful to you for your support and feedback. You can write to 'Tamilnadu Arya Samaj Educational Society' 212-213, Awai Shanmugam Salai, Gopalapuram, Chennai – 600 086 or email to [publications@davchennai.org](mailto:publications@davchennai.org). You may also write us to seek permission to print all or only certain chapters of the book.



# Match the hats






Fill the pot with pebbles






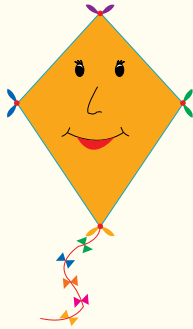

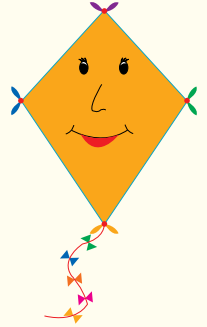
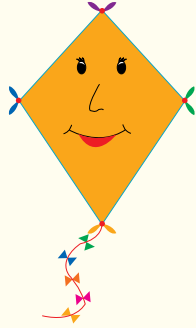
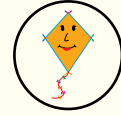
String along the similar fruits







Circle the kites



Circle the apple trees





Draw standing lines inside the umbrella










L.K.G..... Name : ..... Worksheet No. :.....








Colour the fruits that are red





Draw circles inside the corn









Match similar means of transport

















Colour the big objects







String along the similar colours








Draw sleeping lines in the water







Draw lines to join the pairs







# Colour the shapes

Colour the 

Colour the 

Colour the 

Colour the 



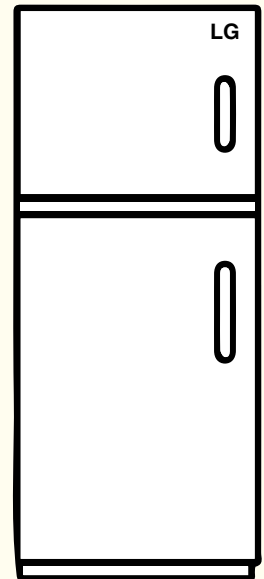



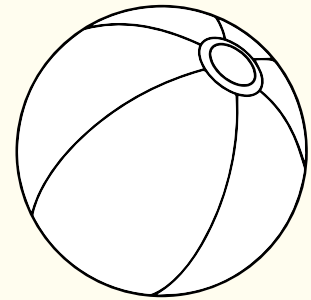

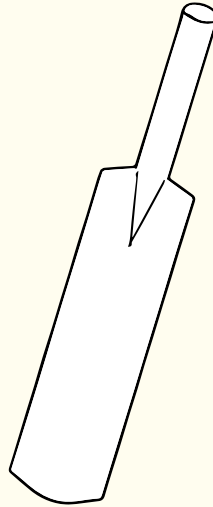



Draw bubbles in increasing size





Colour the things that are  
rectangle in shape








Draw a line to join the objects  
that go together







Join the dots and fill the hippo  
with the given pattern










Circle the pictures that begin with the given letter







Join the dots and colour







Circle the pictures that begin with the given letter







Match letter to picture

m



k



j



l



i






Circle the odd one on each clothes line





Fill the giraffe with  $\Delta \Delta \Delta$





L.K.G..... Name : ..... Worksheet No. : .....






Circle the tall ones and match them with their shadow






Draw the shell for the snail (a to e)










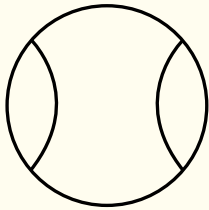


Join the dots (f to j) and draw circles in the flower












Draw the missing parts





Colour for the given number

3	
4	
1	
2	
5	





L.K.G.....

Name : .....

Worksheet No. : .....


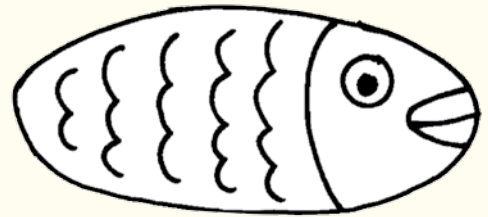



Draw apples on each tree  
to equal the given number





Draw the missing parts









Match the similar pictures  
with the beginning letter


d




e





f



g




h



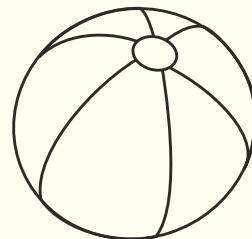
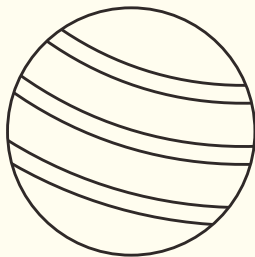
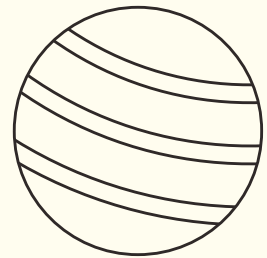
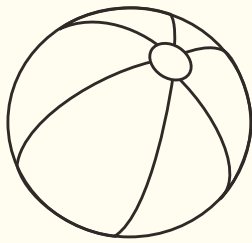


Join the dots 1 to 10






Match the similar balls  
and colour





# Match



# Draw body for the farm animals



L.K.G.....




Name : .....

Worksheet No. : .....





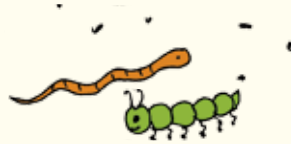


Fill in with the given shape





String the mother with her baby and food




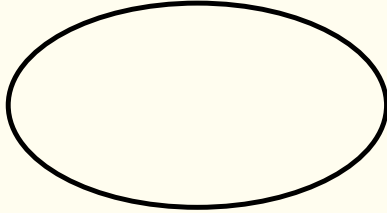

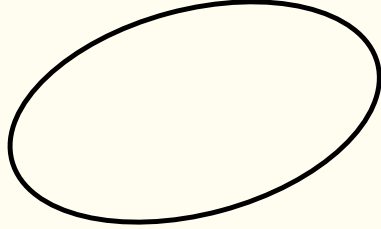
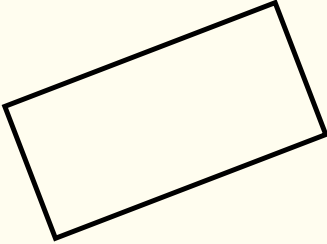
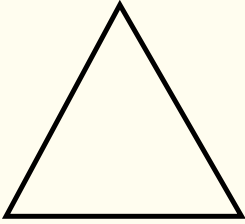
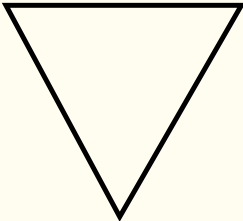



Draw the missing parts





Draw objects for the given shapes


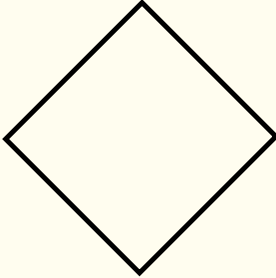

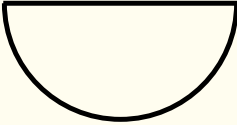

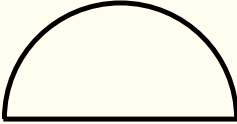


	
	
	
	

L.K.G..... Name : ..... Worksheet No. : .....





Draw objects for the given shapes



Colour the first row in red



Colour the second row in blue



Colour the third row in yellow

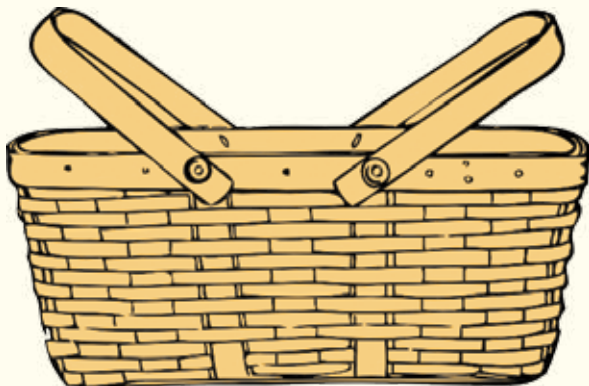



Colour the fourth row in purple





Draw lines to where it belongs




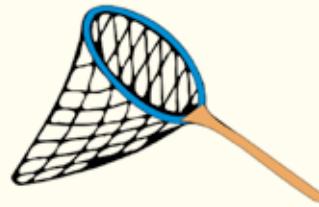




Circle the pictures that begin with the given letter



n



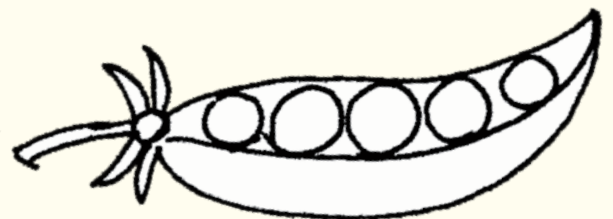




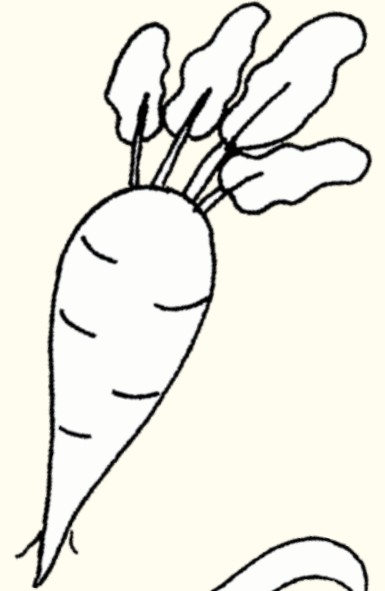
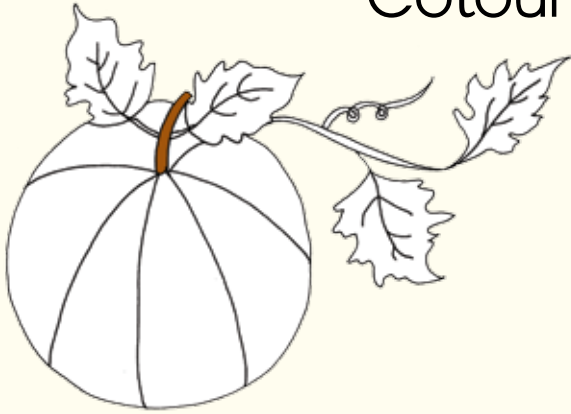
o













# Colour and match









# See and draw







Circle the farm animals





Circle the pictures that begin with the given letter



L.K.G.....

Name : .....

Worksheet No. : .....





Match letter to picture

**v**




**s**




**r**



**w**

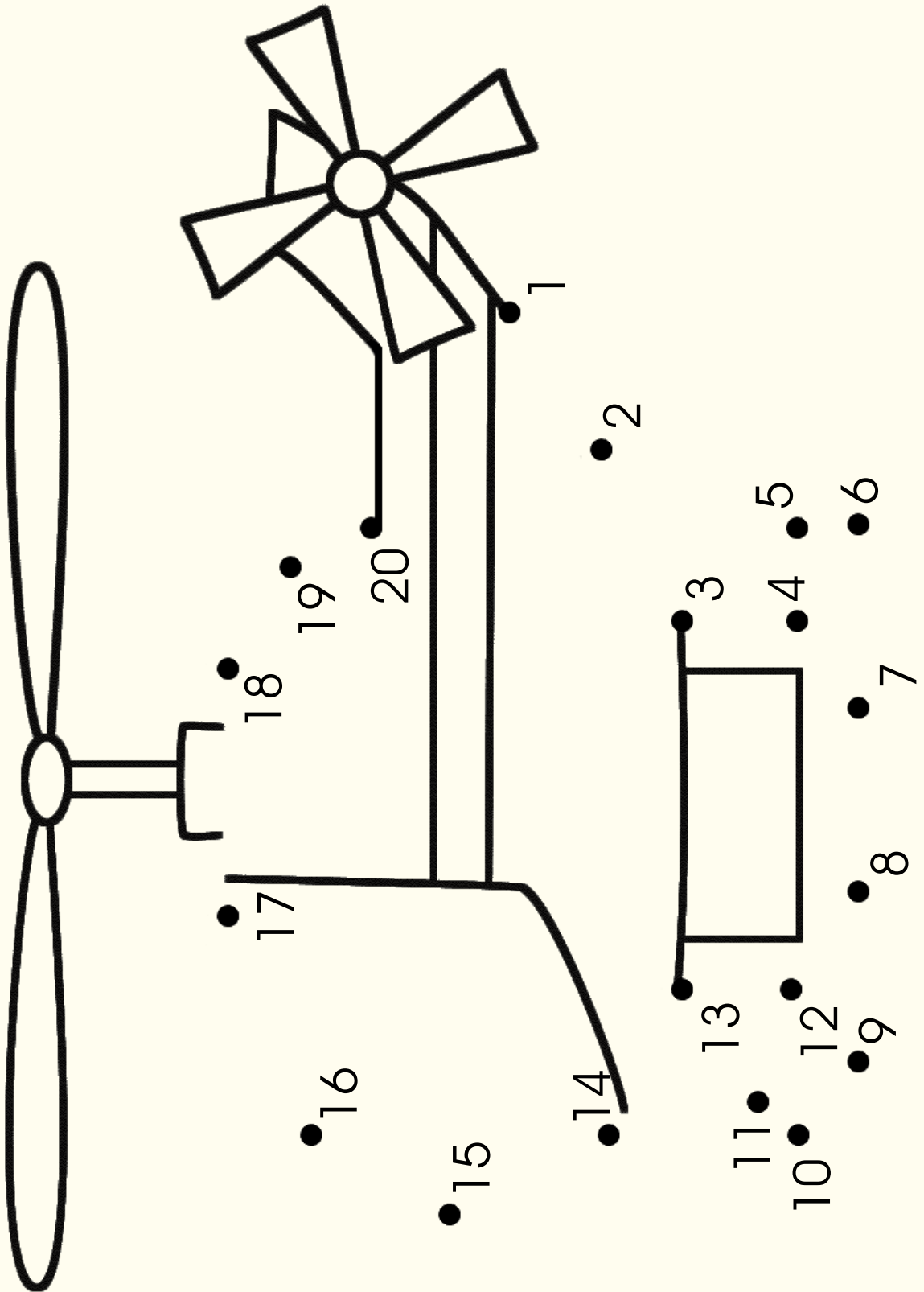


**t**





Join the dots 1 to 20






# Spot the difference





Circle the letters s, c, b, e  
and p in the picture



Find the hidden letter and circle

U	S	C	L	M	P	H	G	J	H	I	P





Help the rabbit to eat the carrots

